

# Clerk of Court Civil & Family Statistical Summary Page

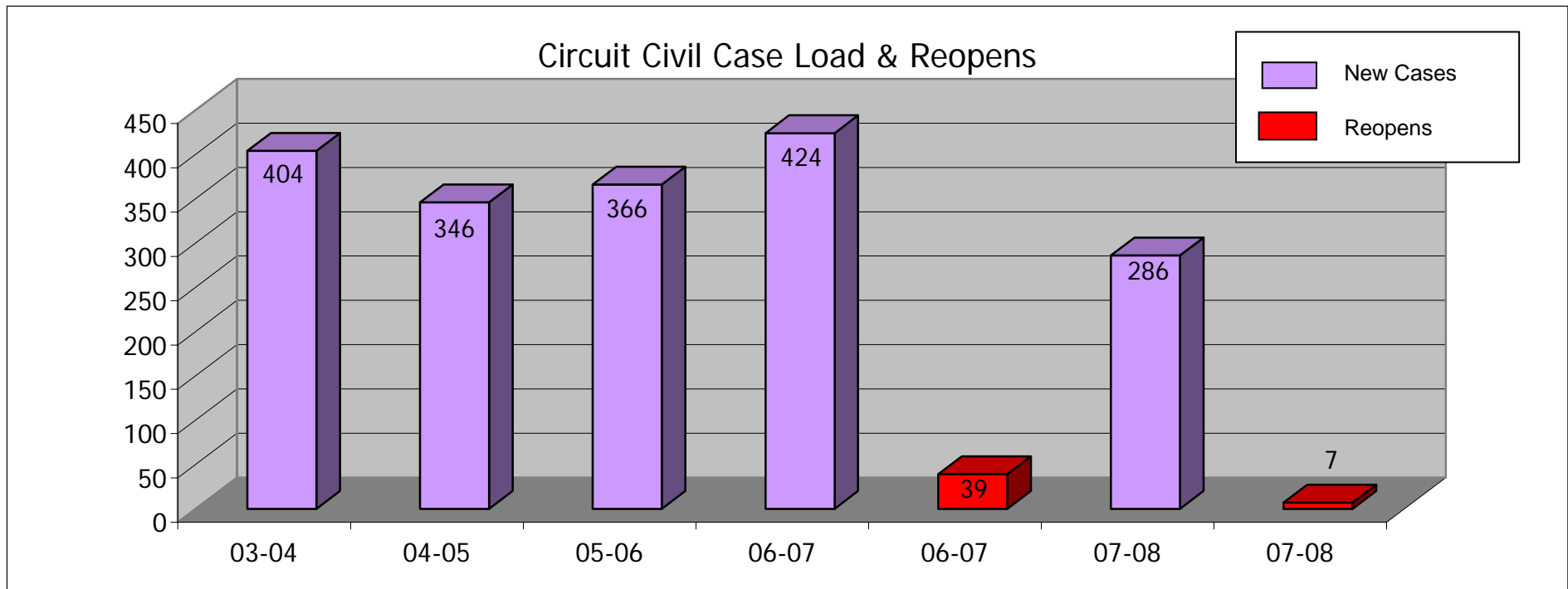
NEW CASES OPENED	03-04	04-05	05-06	06-07	07-08
Circuit	404	346	366	424	286
County Civil	96	81	95	126	119
Child Support	79	47	54	71	56
Domestic Violence	126	128	153	190	166
Evictions	62	73	88	80	85
Foreclosure	105	111	106	150	216
Guardianship	23	16	16	7	13
Marchman Acts	10	10	12	13	18
Baker Acts	7	10	16	7	8
Probate	136	140	217	151	99
Small Claims	290	214	259	320	298
Juvenile Dependency	0	0	0	0	25
Pro-Se Client Walk Ins				202	213
Pro-Se Files Reviewed				245	36
<b>Total</b>	<b>1,338</b>	<b>1,176</b>	<b>1,382</b>	<b>1,986</b>	<b>1,638</b>



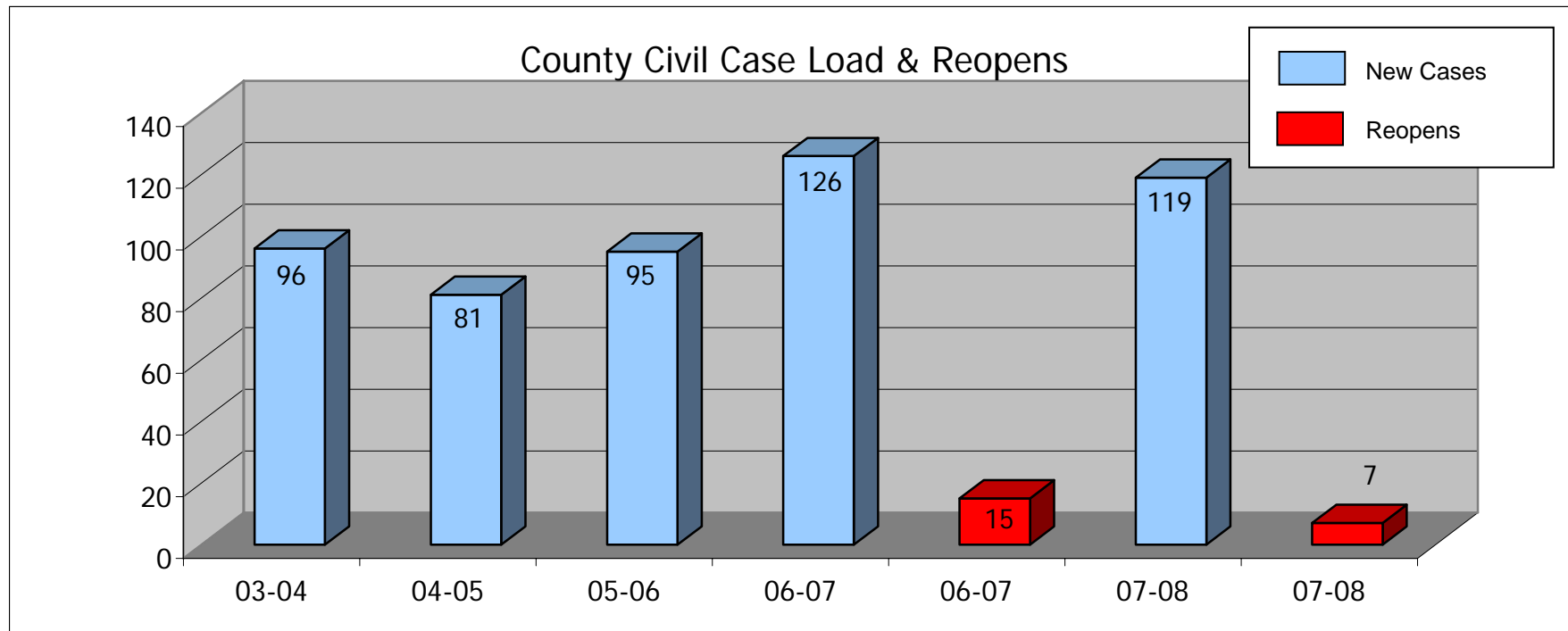
CASES REOPENED	03-04	04-05	05-06	06-07	07-08
Circuit				39	7
County Civil				15	7
Child Support				4	5
Domestic Violence				3	1
Evictions				0	0
Foreclosure				26	18
Guardianship				0	0
Probate				5	1
Small Claims				21	37
<b>Total</b>	Not Tracked	Not Tracked	Not Tracked	113	76

\* 2007-08 updated through July 2008

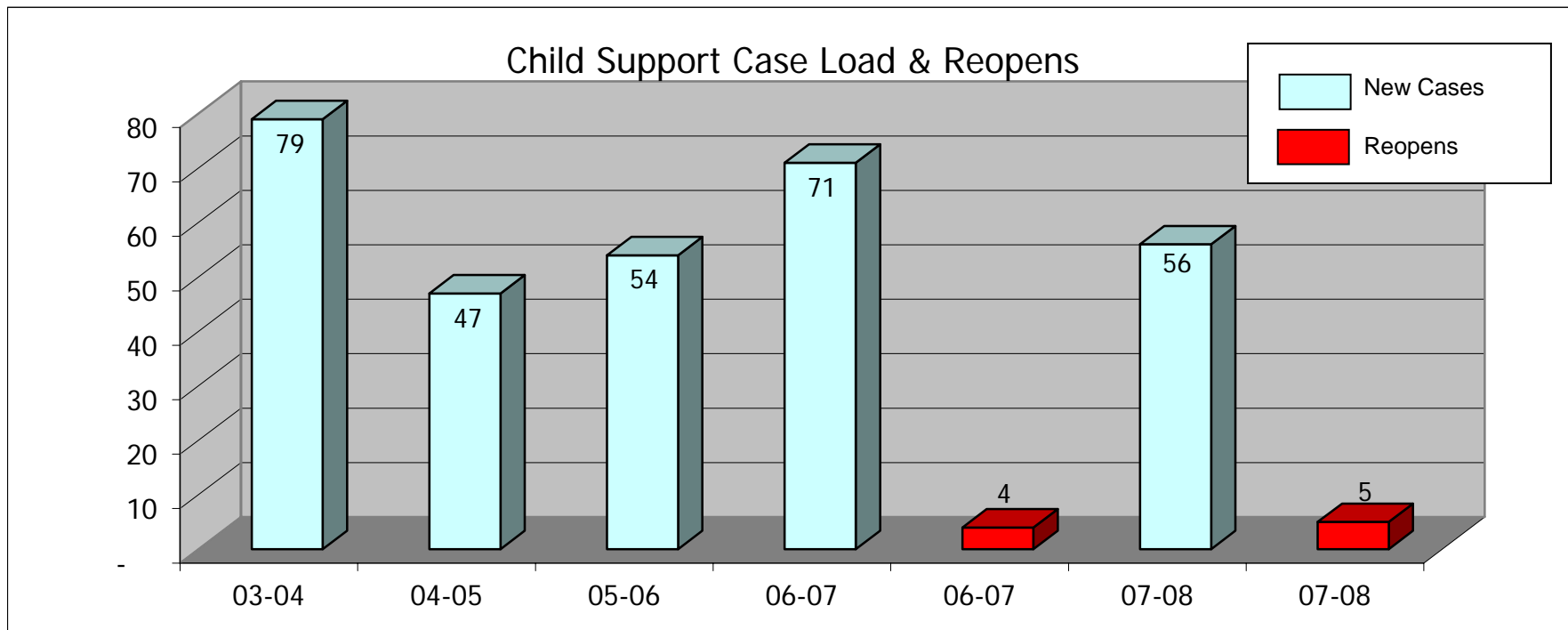
Case Type:	Circuit Civil and				Reopens		
	03-04	04-05	05-06	06-07	06-07	07-08	07-08
October	35	30	38	55	2	36	0
November	17	18	25	27	5	23	0
December	32	20	20	21	5	28	0
January	31	15	22	29	1	31	0
February	33	33	25	45	4	21	0
March	47	27	45	42	1	21	0
April	38	24	37	38	4	34	1
May	41	47	31	36	3	28	0
June	51	29	43	34	2	27	3
July	19	33	22	27	7	37	3
August	26	42	31	40	4		
September	34	28	27	30	1		
<b>Year Totals</b>	404	346	366	424	39	286	7



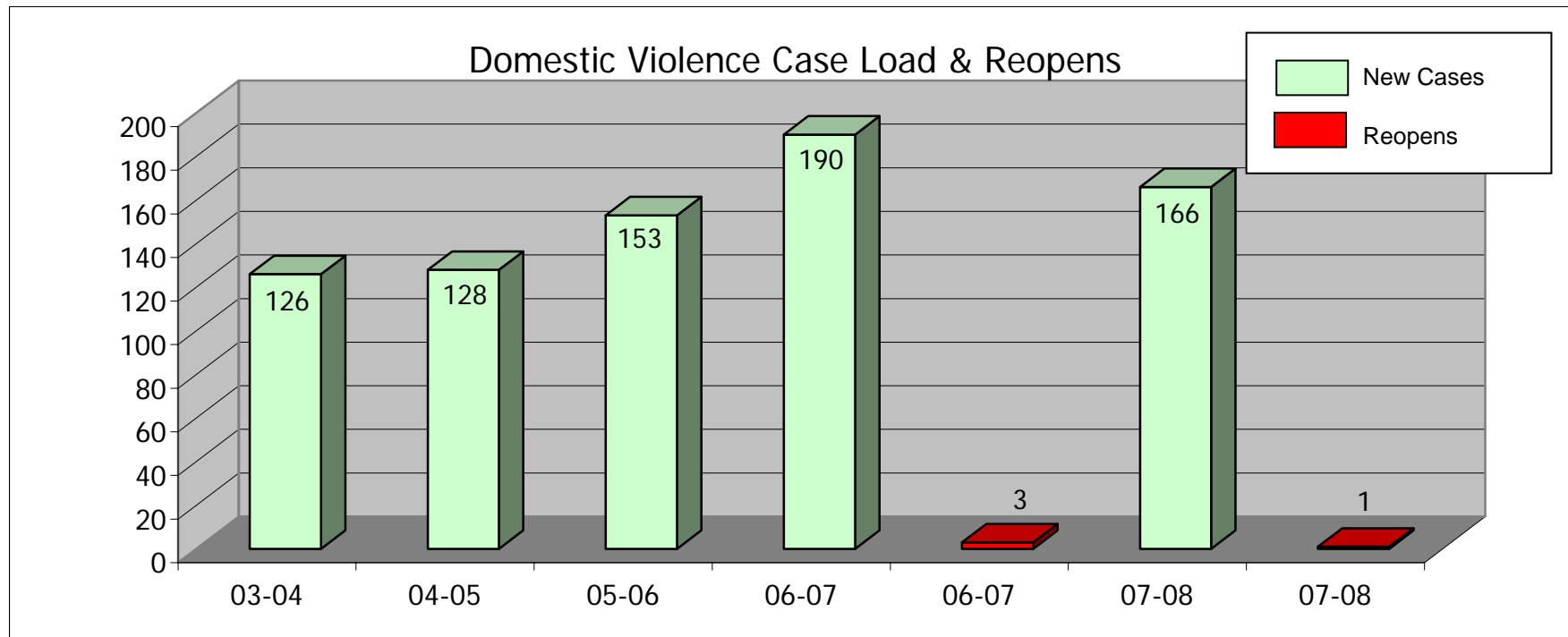
Case Type:	County Civil and				Reopens		
	03-04	04-05	05-06	06-07	06-07	07-08	07-08
October	9	7	6	9	1	12	1
November	6	4	9	8	2	7	0
December	7	7	11	8	2	8	1
January	11	4	6	13	0	13	1
February	8	7	6	7	0	15	0
March	10	10	8	11	0	7	2
April	5	11	1	11	3	20	0
May	5	7	8	6	3	13	0
June	12	7	9	11	2	14	2
July	4	5	13	17	1	10	0
August	8	7	7	12	0		
September	11	5	11	13	1		
<b>Year Totals</b>	96	81	95	126	15	119	7



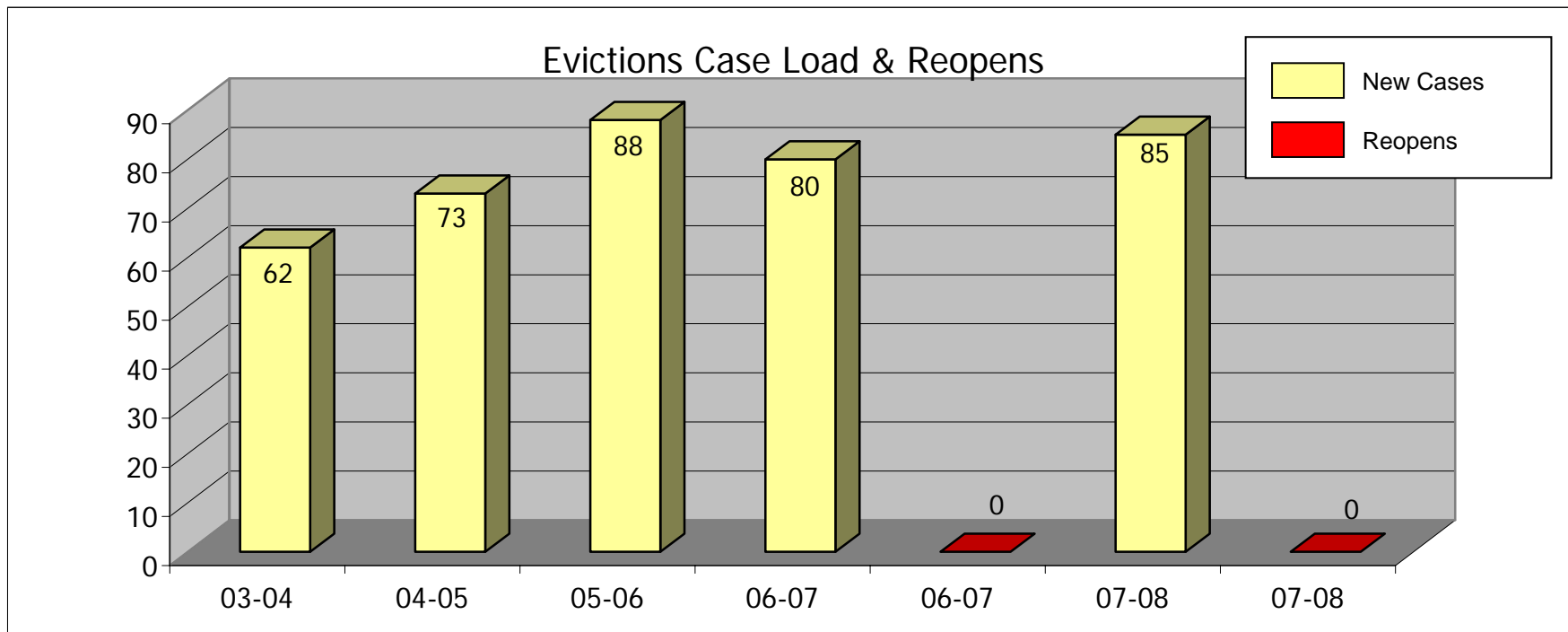
Case Type:	Child Support and		Reopens				
	03-04	04-05	05-06	06-07	06-07	07-08	07-08
October	14	12	1	6	1	4	-
November	7	7	7	10	-	3	-
December	5	-	1	3	-	6	1
January	7	6	2	6	-	8	1
February	8	1	4	11	-	2	2
March	5	-	7	7	-	5	-
April	7	6	2	8	-	8	-
May	6	2	5	4	-	8	-
June	4	4	7	4	-	5	1
July	7	-	5	3	2	7	-
August	4	3	4	4	1		
September	5	6	9	5	-		
<b>Year Totals</b>	79	47	54	71	4	56	5



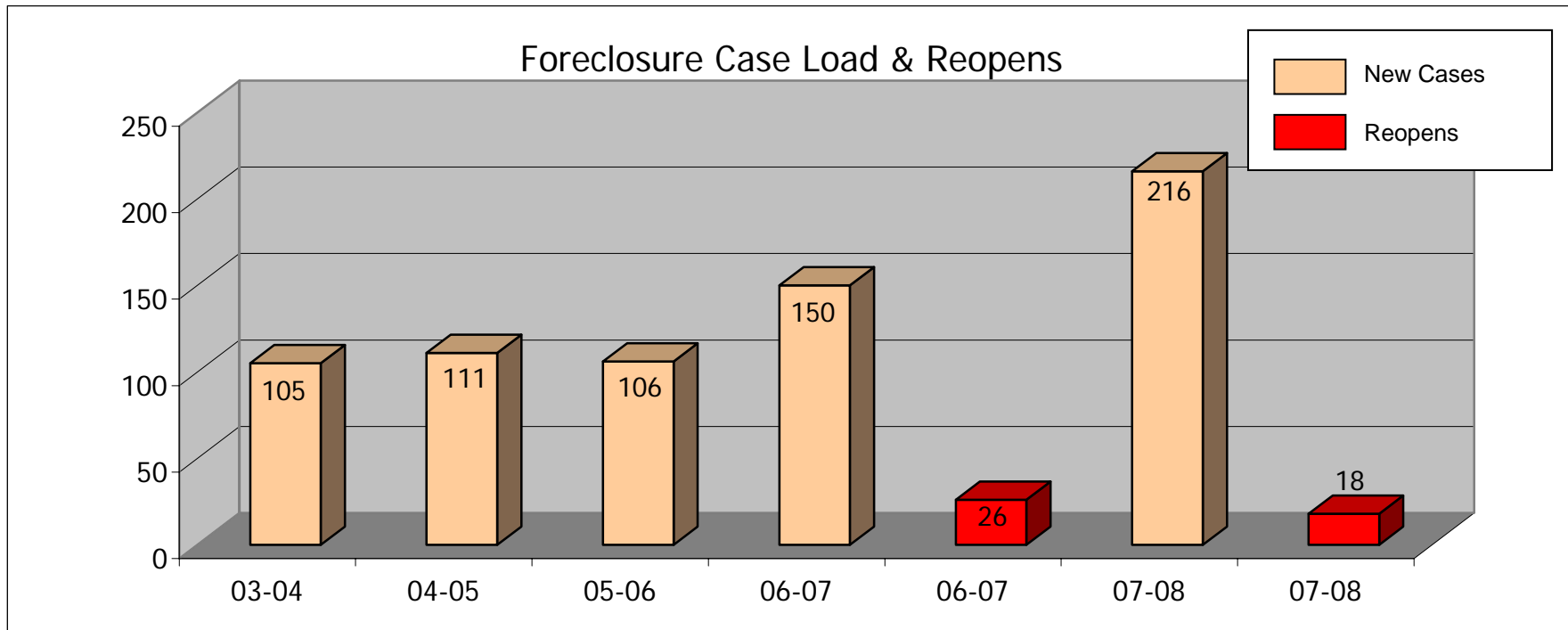
Case Type:	Domestic Violence		and		Reopens		
	03-04	04-05	05-06	06-07	06-07	07-08	07-08
October	14	17	9	18	0	11	0
November	12	9	12	12	0	8	0
December	14	8	9	11	0	9	0
January	13	11	14	11	0	23	0
February	9	10	3	15	0	10	0
March	11	9	17	21	3	12	0
April	12	16	9	12	0	34	0
May	10	10	13	18	0	26	0
June	9	9	20	13	0	20	0
July	6	5	19	27	0	13	1
August	7	11	14	15	0		
September	9	13	14	17	0		
<b>Year Totals</b>	126	128	153	190	3	166	1



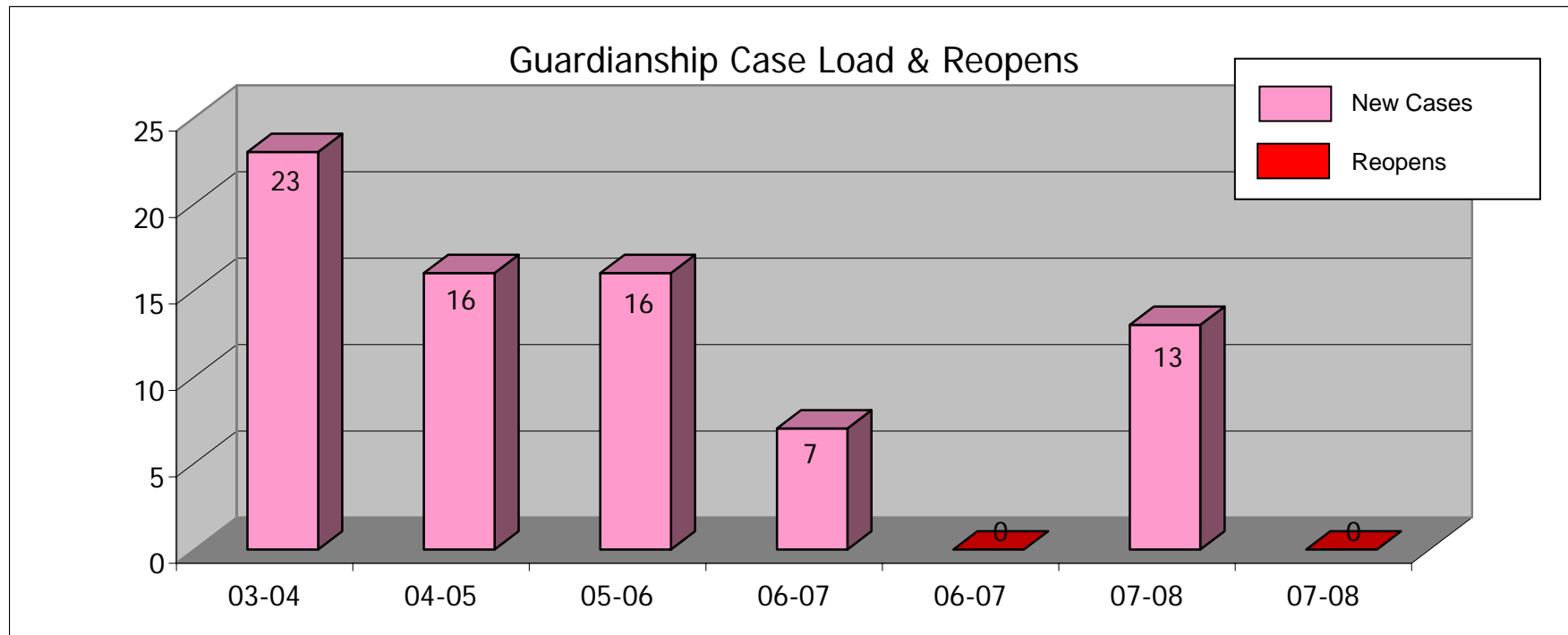
Case Type:	Evictions and				Reopens		
	03-04	04-05	05-06	06-07	06-07	07-08	07-08
October	5	3	6	7	0	7	0
November	2	7	5	3	0	8	0
December	2	6	8	5	0	8	0
January	7	11	10	4	0	12	0
February	3	4	6	12	0	6	0
March	3	7	6	2	0	11	0
April	8	4	5	5	0	9	0
May	8	6	4	9	0	7	0
June	4	6	12	8	0	9	0
July	7	6	6	11	0	8	0
August	9	6	10	6	0		
September	4	7	10	8	0		
Year Totals	62	73	88	80	0	85	0



Case Type:	Foreclosures and				Reopens		
	03-04	04-05	05-06	06-07	06-07	07-08	07-08
October	8	10	6	10	2	20	1
November	9	9	7	4	1	16	2
December	5	11	6	6	2	22	4
January	10	10	14	16	2	19	4
February	5	6	10	15	2	20	1
March	14	8	12	15	0	18	2
April	12	8	7	18	2	24	3
May	9	14	7	12	2	22	0
June	10	5	15	12	4	28	1
July	10	9	4	20	7	27	0
August	10	11	10	12	1		
September	3	10	8	10	1		
Year Totals	105	111	106	150	26	216	18



Case Type:	Guardianship and				Reopens		
	03-04	04-05	05-06	06-07	06-07	07-08	07-08
October	1	0	2	1	0	1	0
November	6	0	3	0	0	1	0
December	1	1	1	1	0	0	0
January	1	4	2	3	0	2	0
February	4	0	0	0	0	1	0
March	2	2	1	2	0	1	0
April	1	1	1	0	0	4	0
May	2	2	1	0	0	1	0
June	1	1	0	0	0	2	0
July	2	2	0	0	0	0	0
August	2	1	3	0	0		
September	0	2	2	0	0		
<b>Year Totals</b>	<b>23</b>	<b>16</b>	<b>16</b>	<b>7</b>	<b>0</b>	<b>13</b>	<b>0</b>



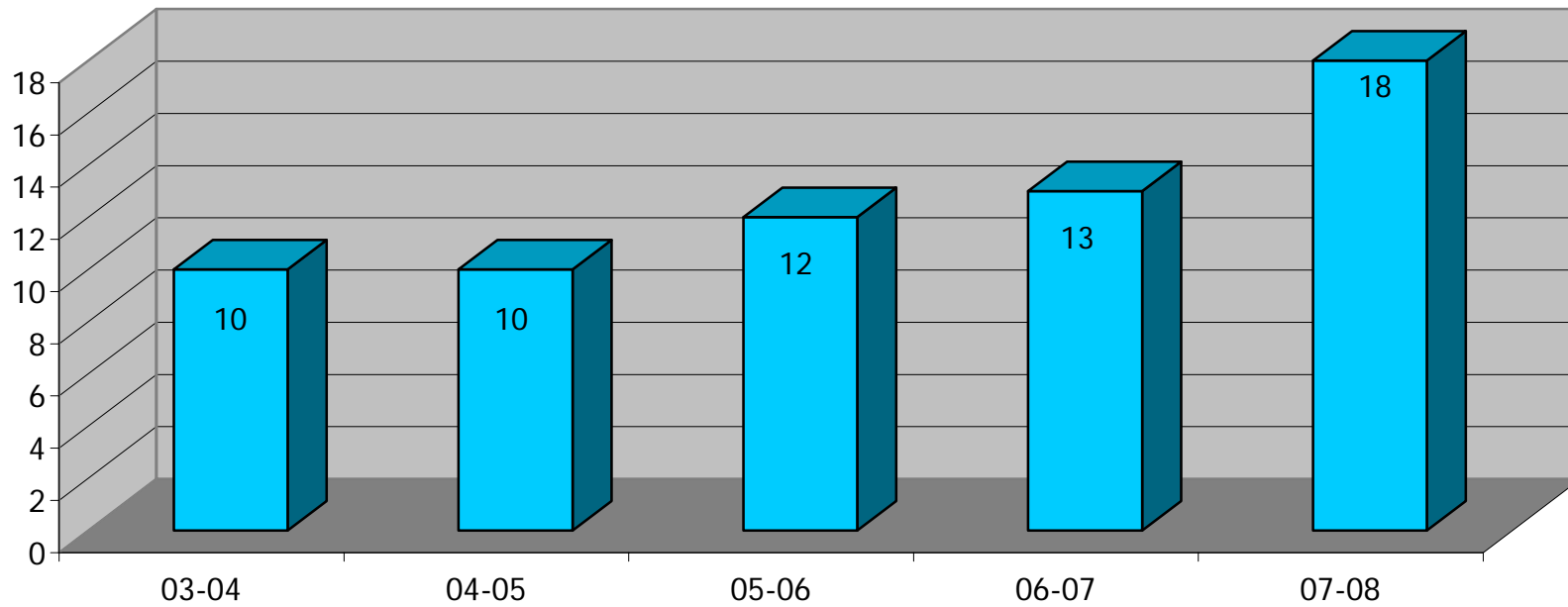


Case Type: **Marchman Acts**

	03-04	04-05	05-06	06-07	07-08
October	3	2	1	3	1
November	0	0	0	0	0
December	0	0	1	2	2
January	0	0	0	1	0
February	1	1	2	0	1
March	1	0	0	0	1
April	1	1	0	3	4
May	1	1	3	1	5
June	0	3	4	0	2
July	1	0	0	3	2
August	1	1	0	0	
September	1	1	1	0	
Year Totals	10	10	12	13	18



Marchman Act Case Load

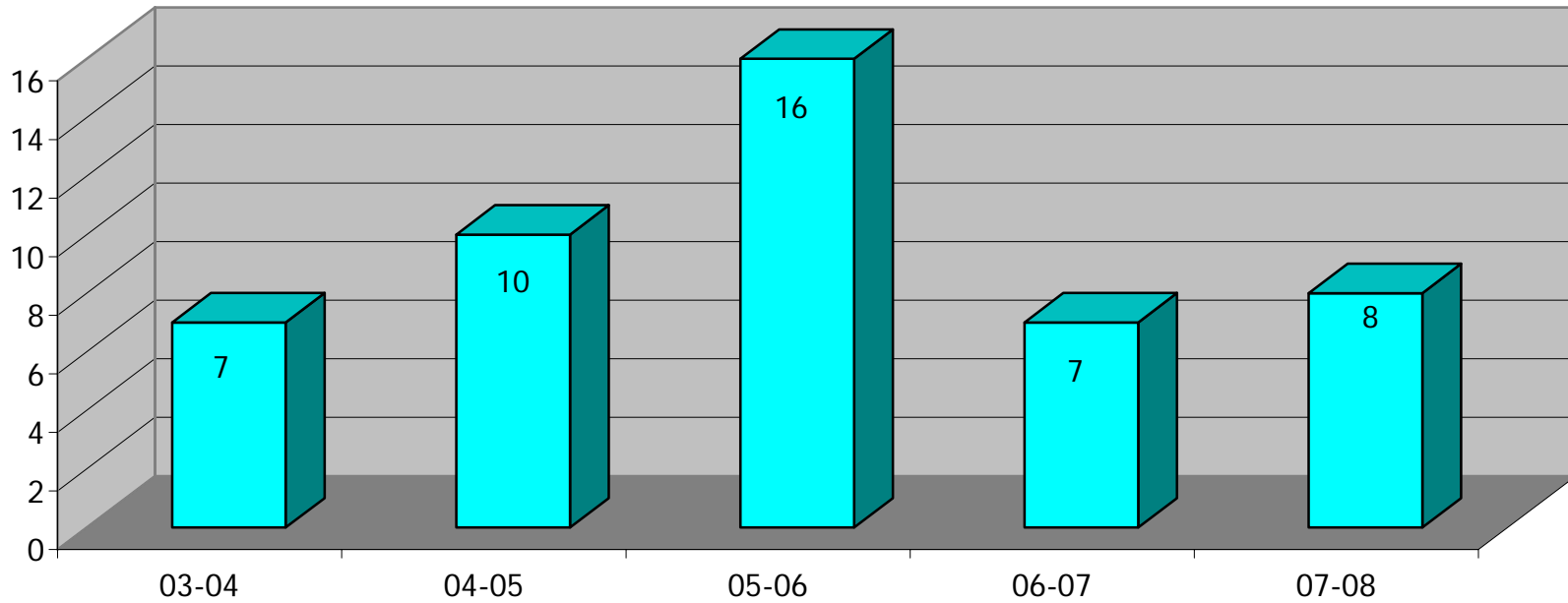


Case Type: Baker Acts

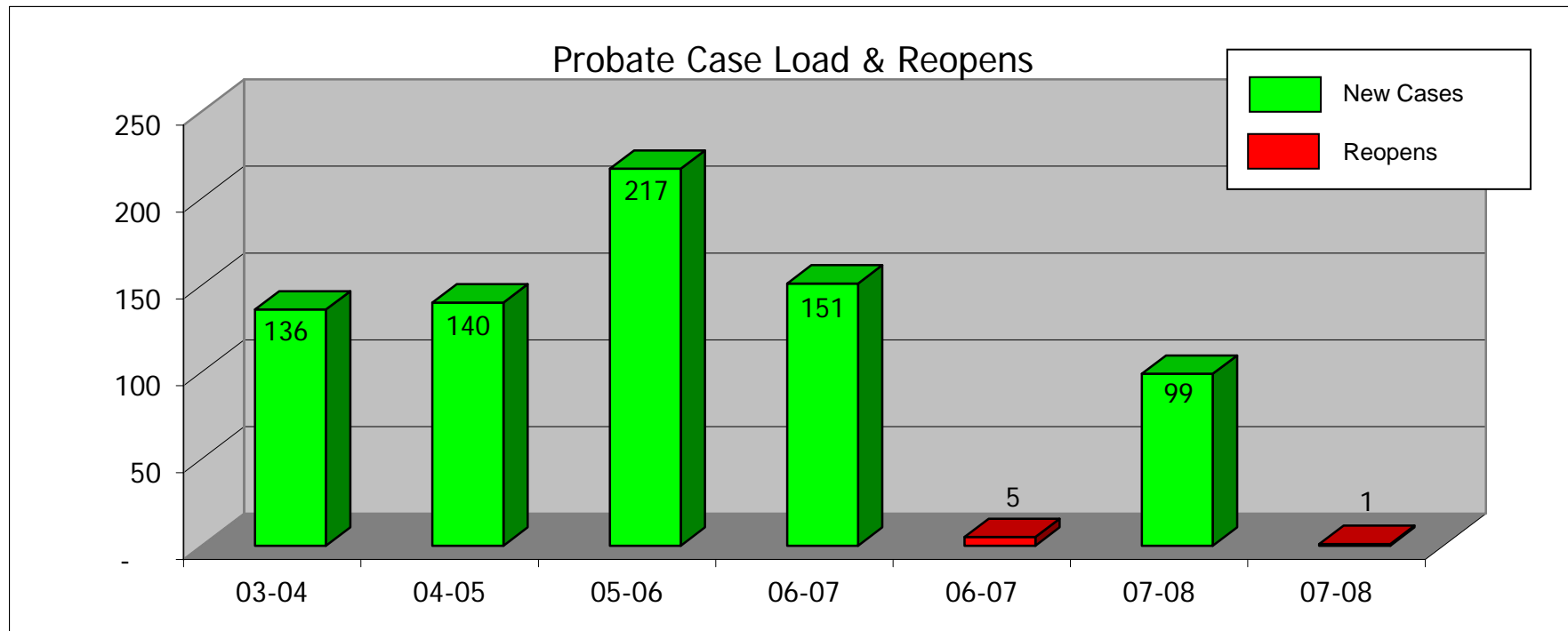
	03-04	04-05	05-06	06-07	07-08
October	1	2	0	3	0
November	1	0	1	1	0
December	0	1	1	0	2
January	0	0	0	1	0
February	0	0	2	0	0
March	1	1	1	0	1
April	1	2	3	0	1
May	1	1	1	1	1
June	1	0	1	1	2
July	0	1	2	0	1
August	0	1	2	0	
September	1	1	2	0	
Year Totals	7	10	16	7	8



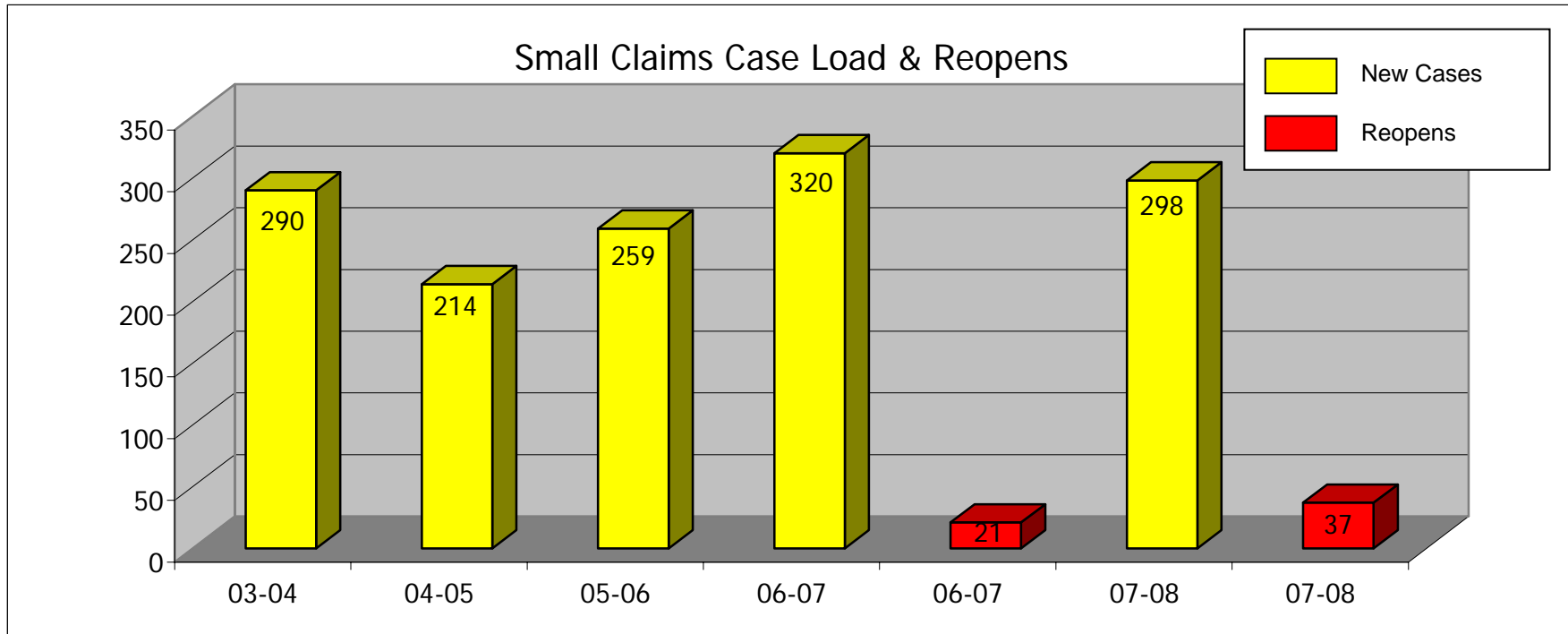
Baker Act Case Load



Case Type:	Probate		and		Reopens		
	03-04	04-05	05-06	06-07	06-07	07-08	07-08
October	13	9	19	22	-	6	-
November	8	9	29	19	1	9	-
December	18	13	17	11	1	8	-
January	13	7	19	11	-	8	-
February	10	9	17	12	-	11	-
March	15	10	30	13	-	8	-
April	9	12	17	10	2	18	-
May	5	11	20	12	1	5	1
June	20	12	12	8	-	15	-
July	5	8	17	10	-	11	-
August	15	19	12	15	-		
September	5	21	8	8	-		
<b>Year Totals</b>	136	140	217	151	5	99	1



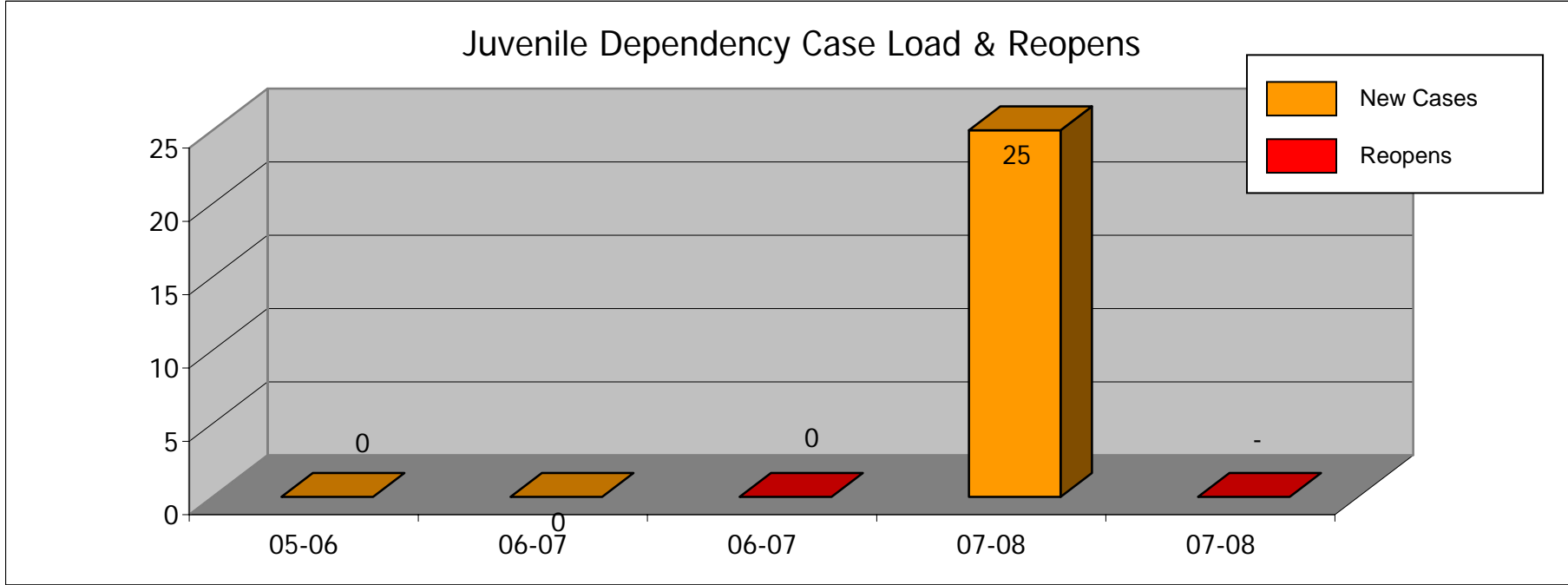
Case Type:	Small Claims and				Reopens		
	03-04	04-05	05-06	06-07	06-07	07-08	07-08
October	36	20	21	20	2	47	2
November	17	31	33	11	1	22	4
December	27	10	17	27	1	23	3
January	37	17	18	25	0	29	6
February	17	6	24	27	1	28	2
March	22	35	20	21	1	42	9
April	27	16	30	27	6	28	1
May	15	18	17	38	3	21	5
June	33	14	22	26	2	35	1
July	10	24	19	44	3	23	4
August	24	17	15	35	1		
September	25	6	23	19	0		
<b>Year Totals</b>	290	214	259	320	21	298	37



Case Type:	Juvenile Dependency and			Reopens			
	03-04	04-05	05-06	06-07	06-07	07-08	07-08
October						2	-
November						2	-
December						3	-
January						2	-
February						2	-
March						4	-
April						3	-
May						2	-
June						2	-
July						3	-
August							
September							
<b>Year Totals</b>	0	0	0	0	0	25	-



Delinquency & Dependency split out as of Oct 2007 - See Criminal



Case Type:	Pro SE Client Walk-Ins	Files Review d	Pro SE Client Walk-Ins	Files Review d
	06-07	06-07	07-08	07-08
October			20	13
November			25	13
December			15	-
January	22	36	24	10
February	30	35	27	n/a *
March	28	16	23	n/a
April	20	34	23	n/a
May	18	38	23	n/a
June	21	26	21	n/a
July	24	5	12	n/a
August	15	33		n/a
September	24	22		n/a
<b>Year Totals</b>	<b>202</b>	<b>245</b>	<b>213</b>	<b>36</b>



\* a change in procedure has eliminated the ability and need to track this measure

