

Clerk of Court Criminal & Traffic Statistical Summary Page

NEW CASES OPENED	03-04	04-05	05-06	06-07	07-08
Felony	341	391	512	392	400
Misdemeanor	473	674	761	572	403
Juvenile	118	203	184	202	121
Criminal Traffic	371	379	414	515	408
Boating/Fishing/Animal Cont	-	-	-	158	214
Total	1,303	1,647	1,871	1,839	1,546

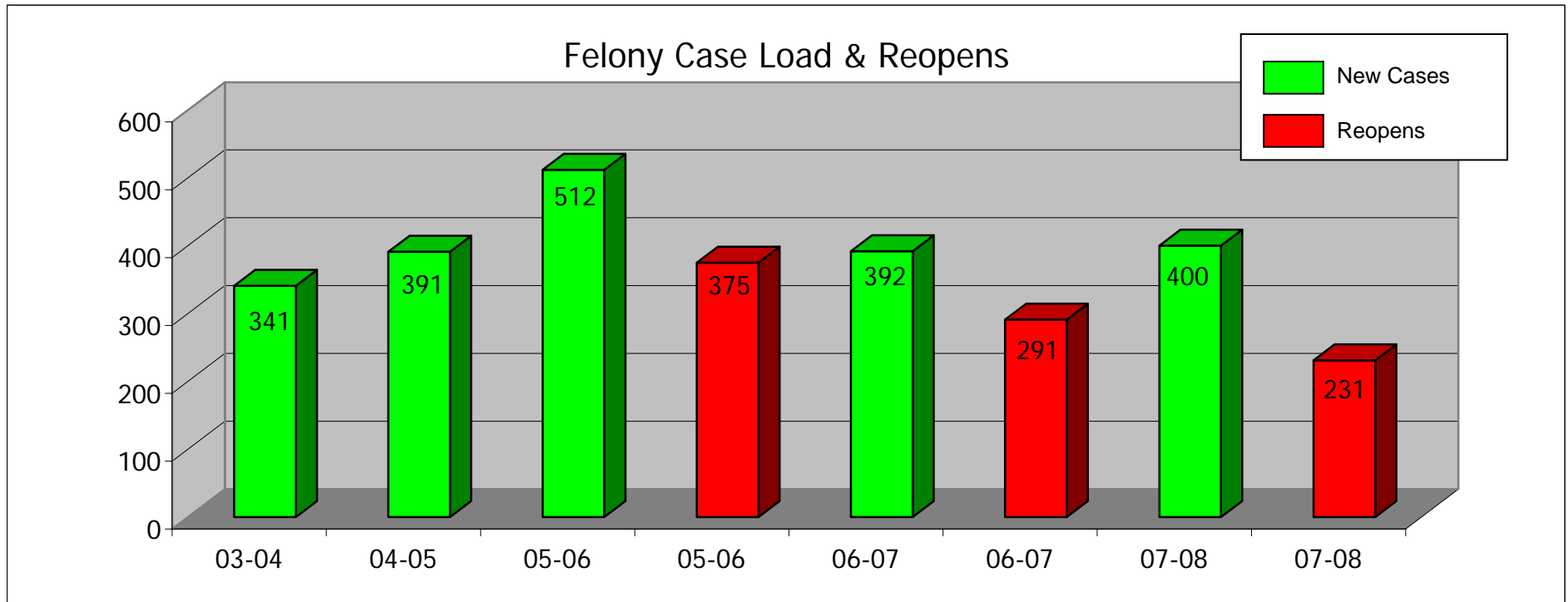
Traffic	5,270	4,667	5,781	7,449	6,425
Jury		3,170	3,585	3,255	2,905
Background Checks					1,431
Total	Not Tracked	Not Tracked	9,366	10,704	10,761

CASES REOPENED	03-04	04-05	05-06	06-07	07-08
Felony			375	291	231
Misdemeanor			77	105	81
Juvenile			39	32	34
Criminal Traffic			52	60	45
Total	Not Tracked	Not Tracked	543	488	391

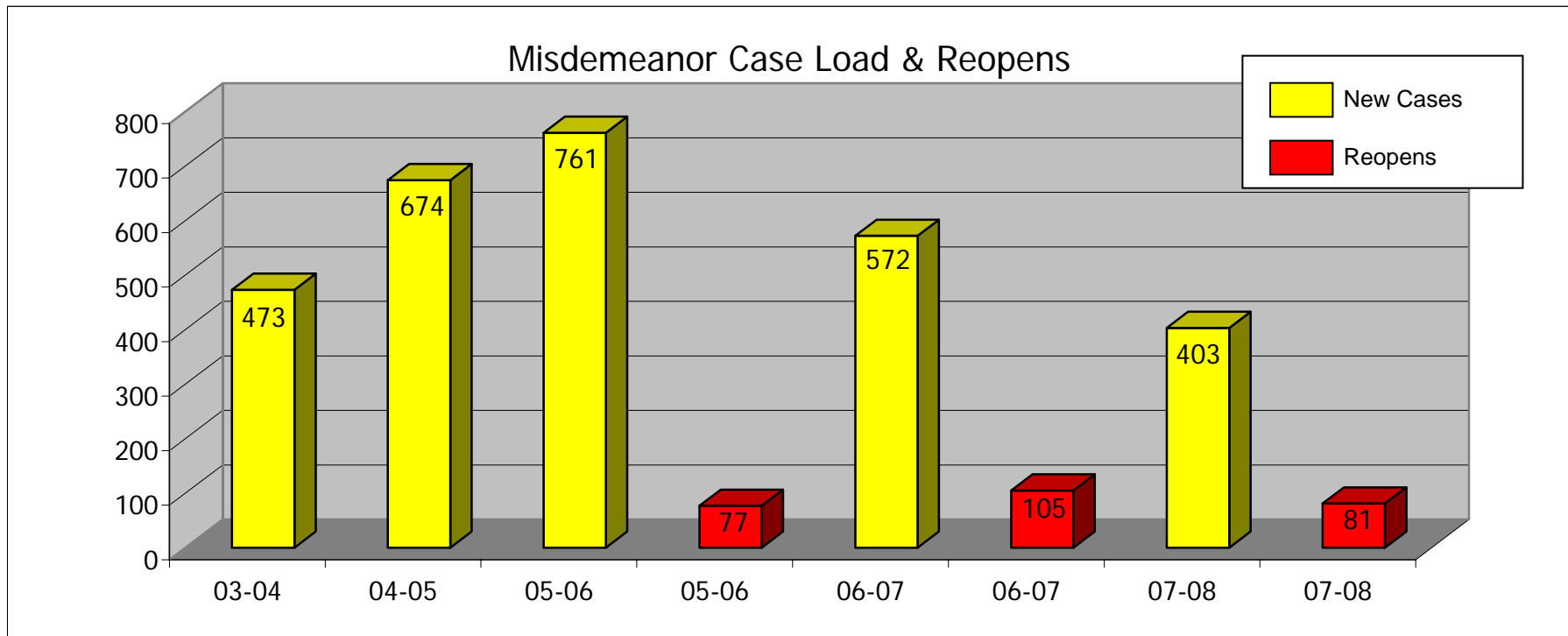


* 2007-08 updated through July 2008

Case Type:	Felony		and Reopened Cases					
	03-04	04-05	05-06	05-06	06-07	06-07	07-08	07-08
October		22	32	35	41	22	33	23
November		36	52	29	23	19	45	18
December		38	36	32	25	26	31	21
January	27	34	31	37	27	26	39	20
February	29	35	45	34	43	11	54	13
March	62	49	41	17	28	29	31	25
April	30	31	24	42	41	26	33	30
May	27	43	45	31	30	35	42	23
June	39	22	52	27	27	31	40	22
July	53	19	46	15	40	26	52	36
August	40	39	56	47	34	23		
September	34	23	52	29	33	17		
Year Totals	341	391	512	375	392	291	400	231



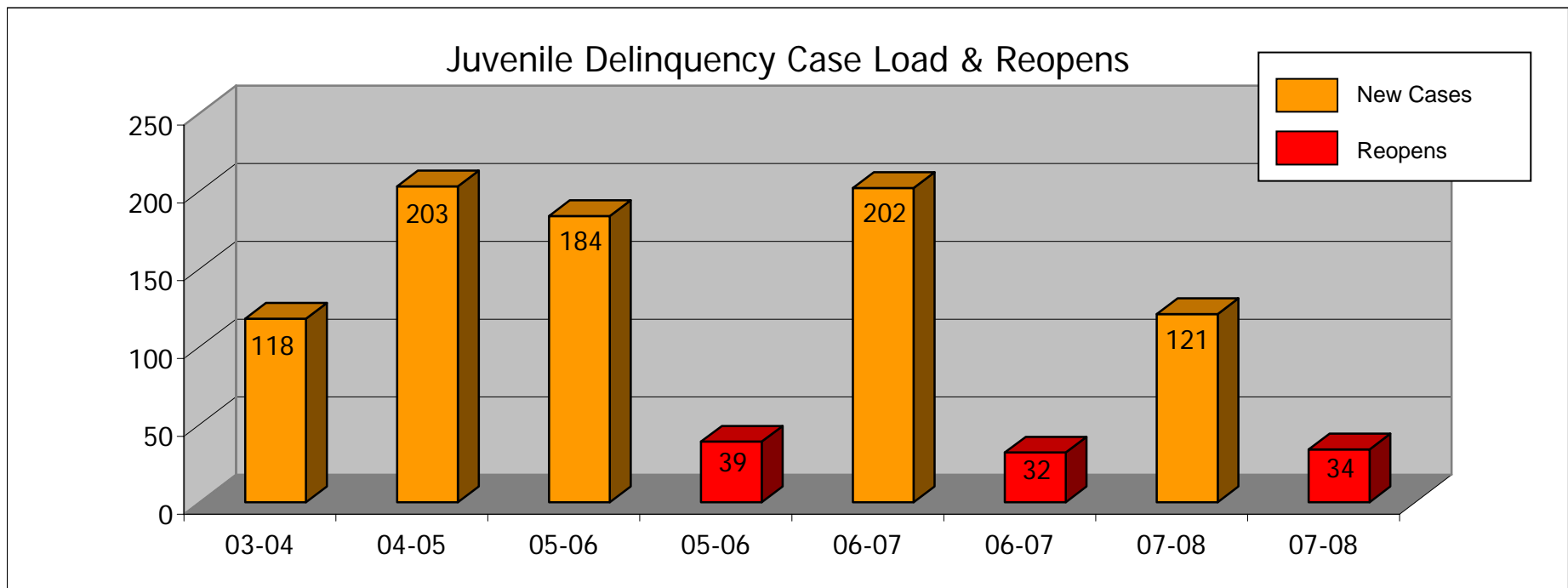
Case Type:	Misdemeanor			and		Reopens		
	03-04	04-05	05-06	05-06	06-07	06-07	07-08	07-08
October		36	43	5	56	11	35	10
November		36	51	2	44	7	49	9
December		23	50	6	42	9	24	10
January	32	133	114	11	42	4	53	8
February	80	42	52	13	34	13	28	7
March	35	15	40	4	51	10	27	10
April	35	90	64	10	54	8	25	4
May	27	42	67	4	60	11	36	8
June	132	123	67	2	56	9	62	6
July	56	37	73	10	53	5	64	9
August	46	64	65	7	48	9		
September	30	33	75	3	32	9		
Year Totals	473	674	761	77	572	105	403	81



Case Type:	Juvenile Delinquency			and	Reopens			
	03-04	04-05	05-06	05-06	06-07	06-07	07-08	07-08
October	2	12	22	6	10	0	12	1
November	0	18	14	2	15	0	10	2
December	0	23	8	1	13	1	16	1
January	1	16	20	0	9	5	9	7
February	11	25	21	3	16	5	6	4
March	18	24	19	8	20	2	14	3
April	21	13	12	0	44	7	13	7
May	6	11	21	2	12	1	12	0
June	12	20	20	8	20	3	12	6
July	4	15	8	6	11	2	17	3
August	12	10	12	1	22	5		
September	31	16	7	2	10	1		
Year Totals	118	203	184	39	202	32	121	34



Delinquency & Dependency split out as of Oct 2007 - See Civil

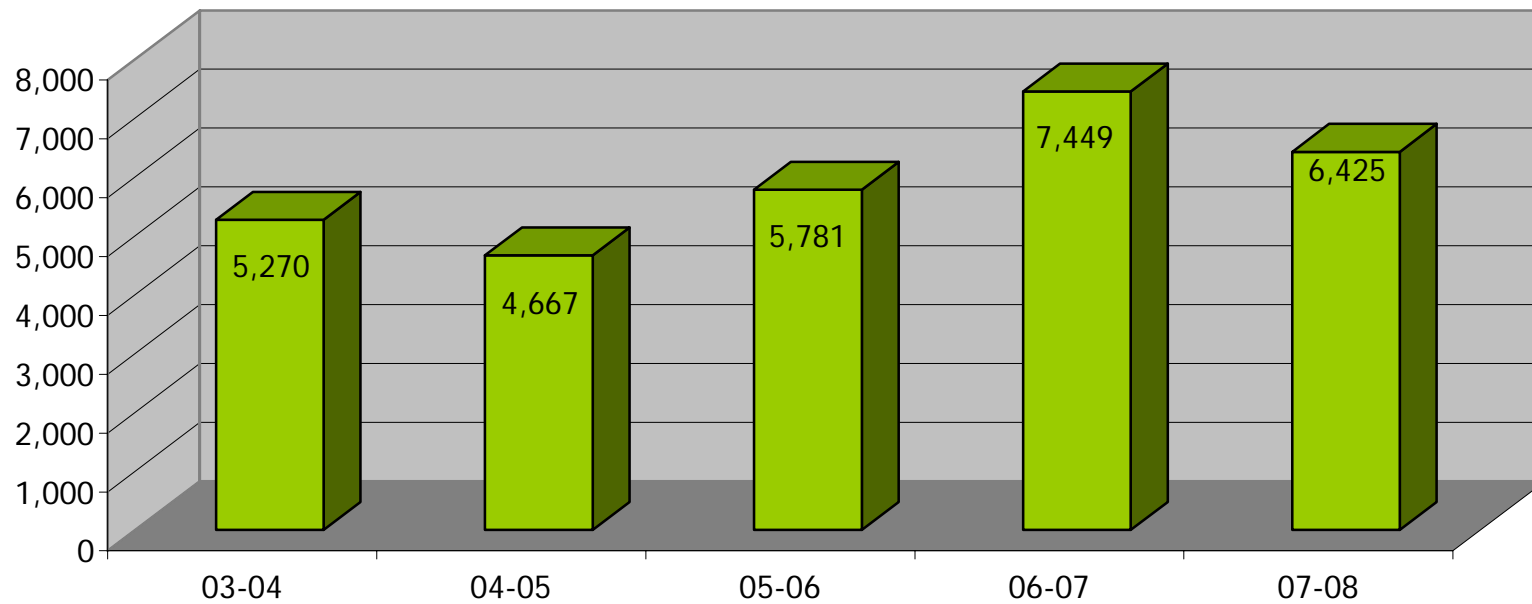


Case Type: Traffic

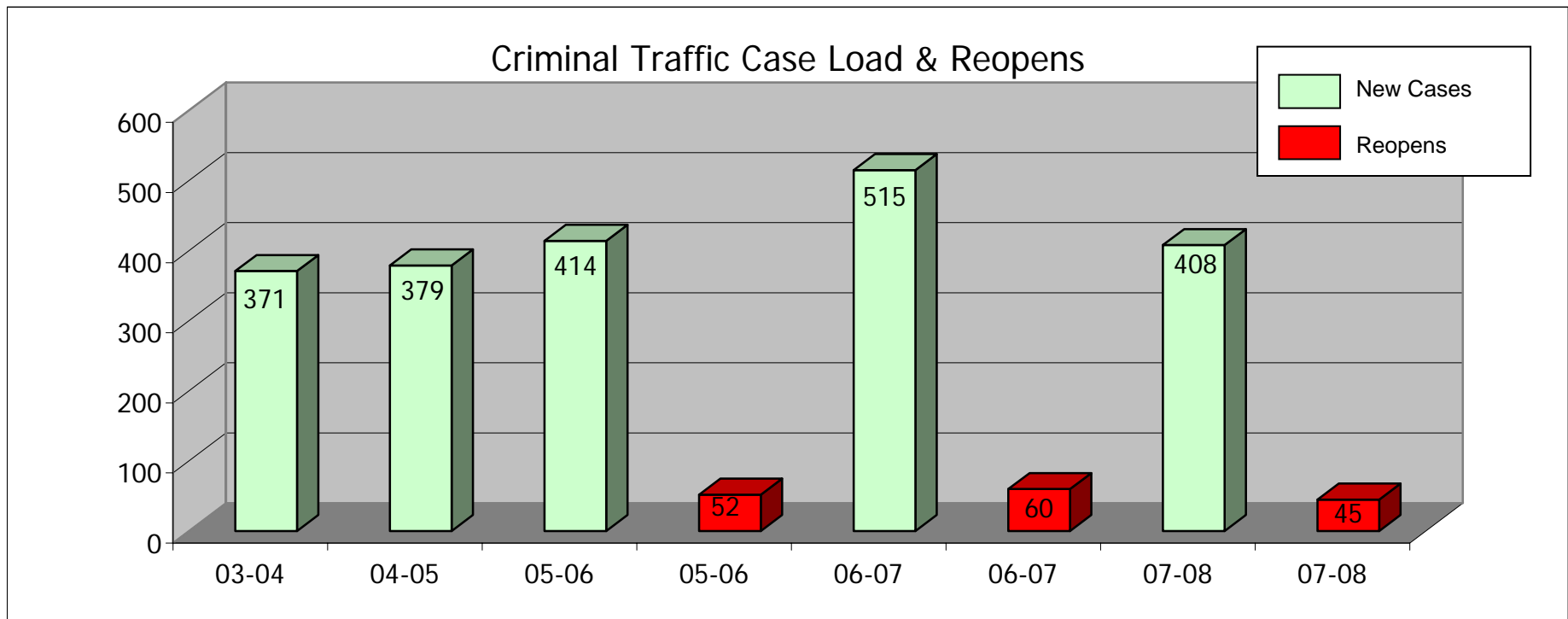
	03-04	04-05	05-06	06-07	07-08
October		350	473	632	667
November		266	361	678	604
December		384	357	439	669
January	325	368	445	516	1,032
February	508	245	415	468	733
March	557	187	451	596	603
April	572	562	308	631	411
May	708	429	641	696	472
June	892	646	670	707	699
July	831	308	529	783	535
August	620	473	533	721	
September	257	449	598	582	
Year Totals	5,270	4,667	5,781	7,449	6,425



Traffic Case Load



Case Type:	Criminal Traffic		and		Reopens			
	03-04	04-05	05-06	05-06	06-07	06-07	07-08	07-08
October		19	38	3	54	3	45	1
November		35	37	4	47	5	31	2
December		18	29	5	37	2	37	4
January	33	27	34	3	31	3	59	1
February	15	22	27	4	44	8	35	8
March	16	36	28	7	52	6	47	5
April	59	49	31	4	34	7	24	3
May	38	16	30	5	41	9	45	6
June	55	41	42	1	52	4	43	11
July	73	29	31	6	50	5	42	4
August	53	47	51	6	48	5		
September	29	40	36	4	25	3		
Year Totals	371	379	414	52	515	60	408	45

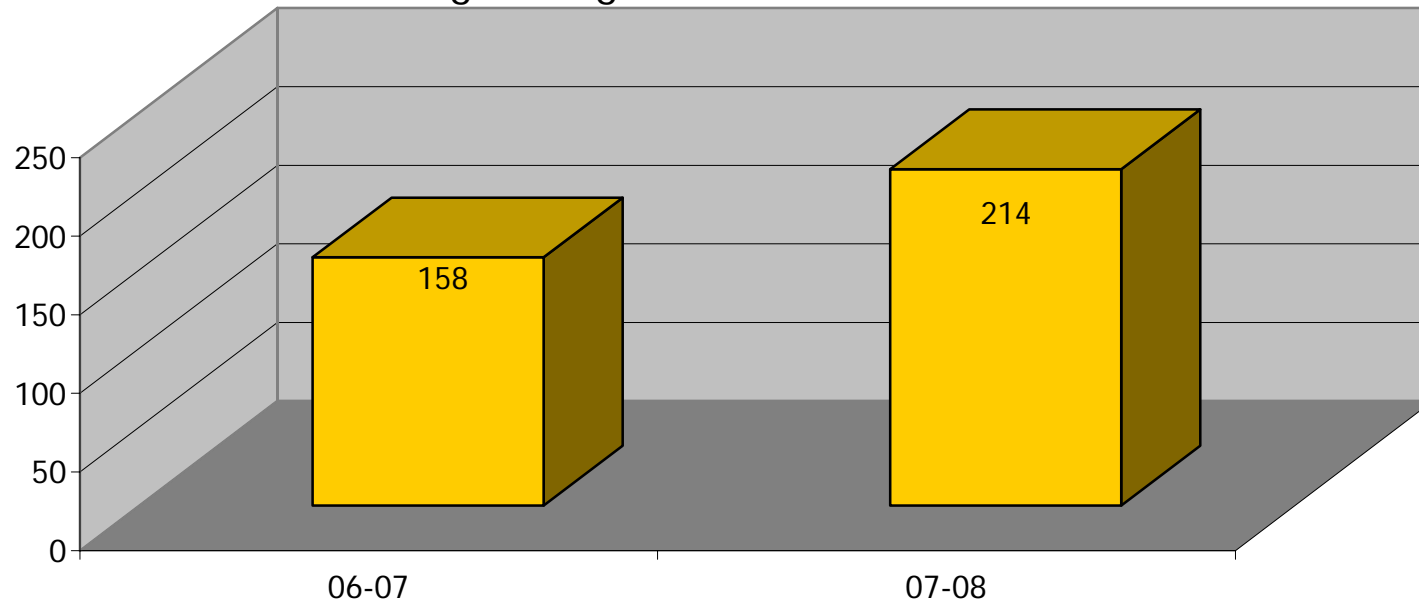


Case Type: Boating/Fishing/Animal Control

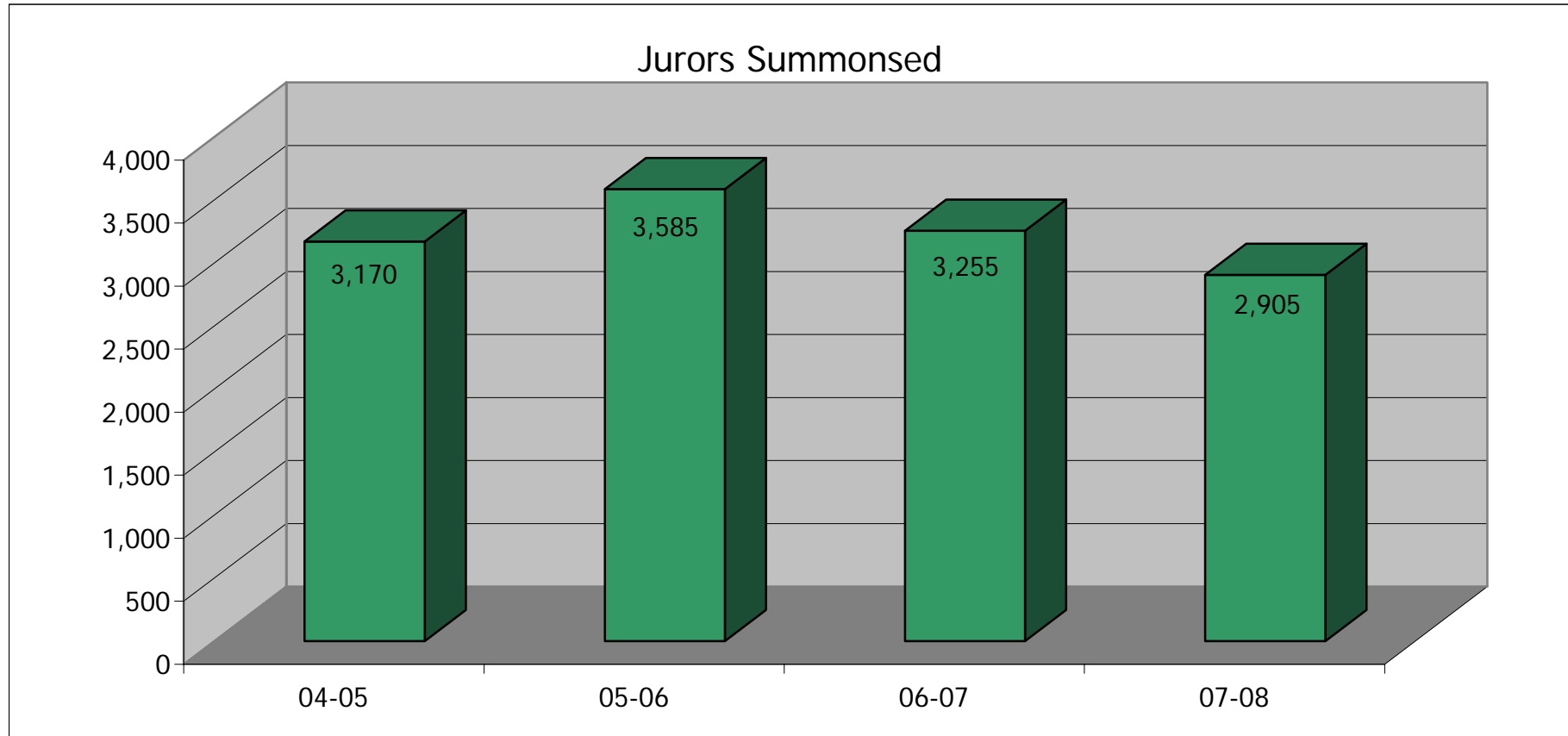
	03-04	04-05	05-06	06-07	07-08
October				8	5
November				13	10
December				5	5
January				9	4
February				7	15
March				14	10
April				20	18
May				27	70
June				11	33
July				29	44
August				8	
September				7	
Year Totals	0	0	0	158	214



Boating/Fishing/Animal Control Case Load



Record Type: Jurors Summoned				
	04-05	05-06	06-07	07-08
October	275	175	250	275
November	250	300	220	200
December	200	100	200	150
January	250	300	250	310
February	290	350	325	360
March	140	250	275	350
April	350	350	375	310
May	250	200	275	350
June	300	300	310	350
July	225	300	225	250
August	300	450	275	
September	340	510	275	
Annual Total	3,170	3,585	3,255	2,905



Record Type: **Background Checks**

	04-05	05-06	06-07	07-08
October				146
November				145
December				114
January				149
February				157
March				146
April				126
May				108
June				133
July				207
August				
September				
Annual Total	0	0	0	1,431



Background Checks

