

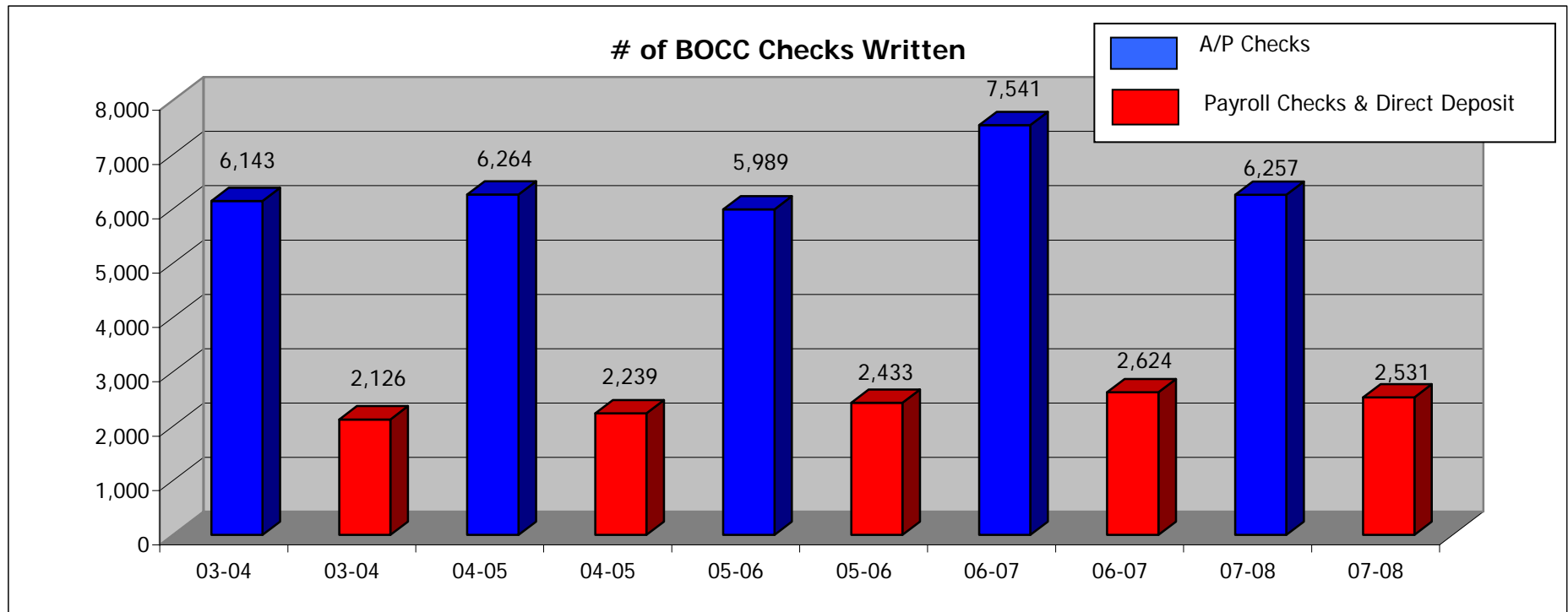
Clerk of Court Finance Statistical Summary Page

Record Type	03-04	04-05	05-06	06-07	07-08
# of Bocc Checks Written	6,143	6,264	5,989	7,541	2,531
# of Bocc Payroll Checks/Dir Dep.	2,126	2,239	2,433	2,624	2,531
# of Bocc Obligations Processed	12,826	12,649	12,325	15,498	13,155
# of Clerk Checks Written	1,657	1,747	1,945	2,602	2,101
# of Clerk Obligations Processed	1,654	1,720	1,853	2,397	1,847
# of Budget Amendments	0	125	87	37	26
# of Budget Resolutions	0	20	25	19	14
Bocc Deposits				1,038	945
Bocc ACH Deposits				289	225

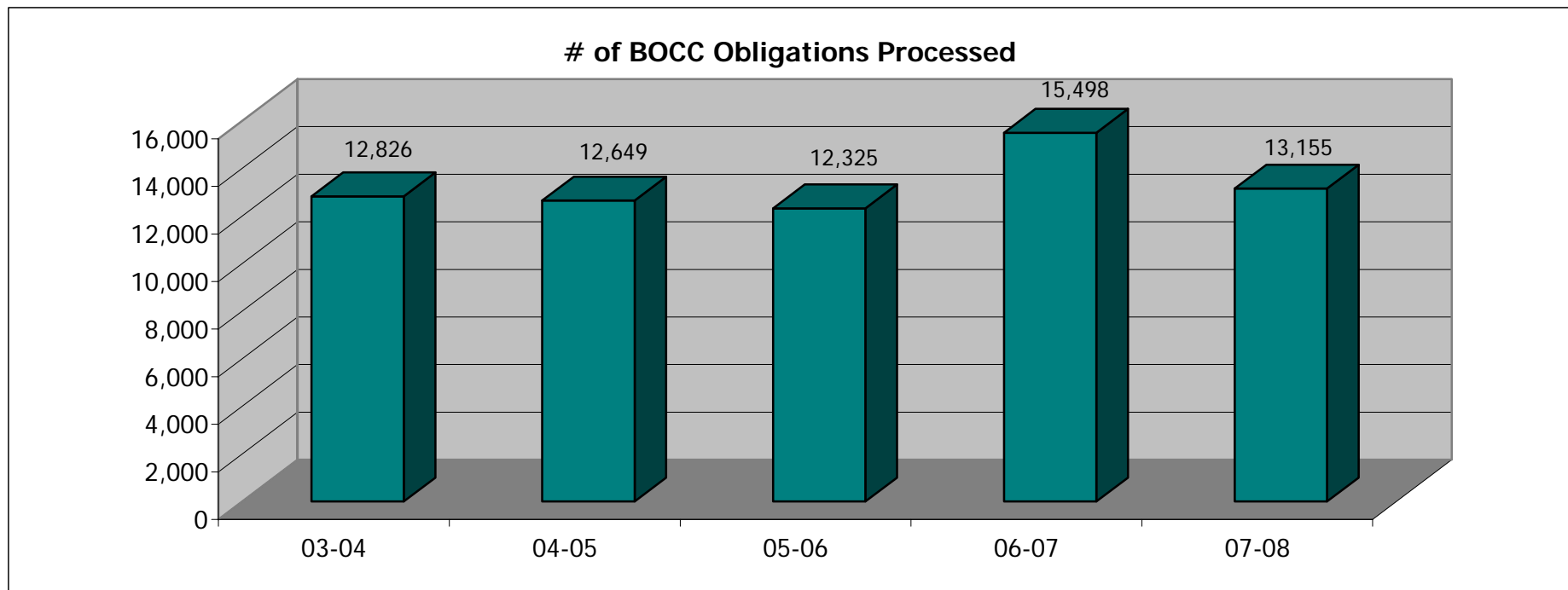
* 2007-08 updated through July 2008



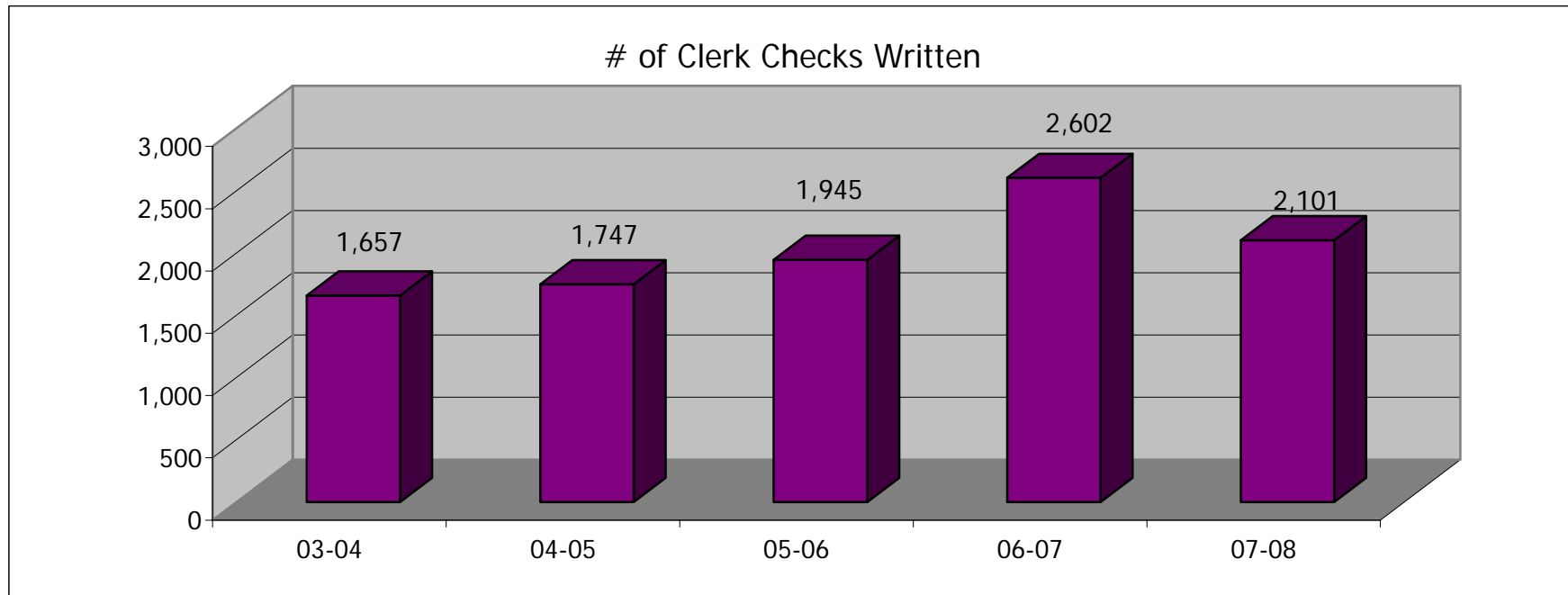

Record Type	# of Bocc A/P Checks Written				and # of Bocc Payroll Checks Written						
	03-04	03-04	04-05	04-05	05-06	05-06	06-07	06-07	07-08	07-08	
October	539	154	582	152	381	170	507	181	638	208	
November	417	150	450	153	486	243	629	189	645	330	
December	533	225	581	228	535	164	640	284	449	223	
January	507	151	499	148	489	169	579	180	697	234	
February	489	161	531	149	514	178	517	179	581	238	
March	555	160	606	152	544	181	726	182	675	223	
April	578	155	481	152	418	177	638	182	739	221	
May	500	152	469	160	500	178	732	190	594	334	
June	471	198	529	226	599	345	746	346	551	256	
July	545	291	540	346	453	232	670	249	688	264	
August	530	175	272	202	539	218	634	254			
September	479	154	724	171	531	178	523	208			
Year Totals	6,143	2,126	6,264	2,239	5,989	2,433	7,541	2,624	6,257	2,531	



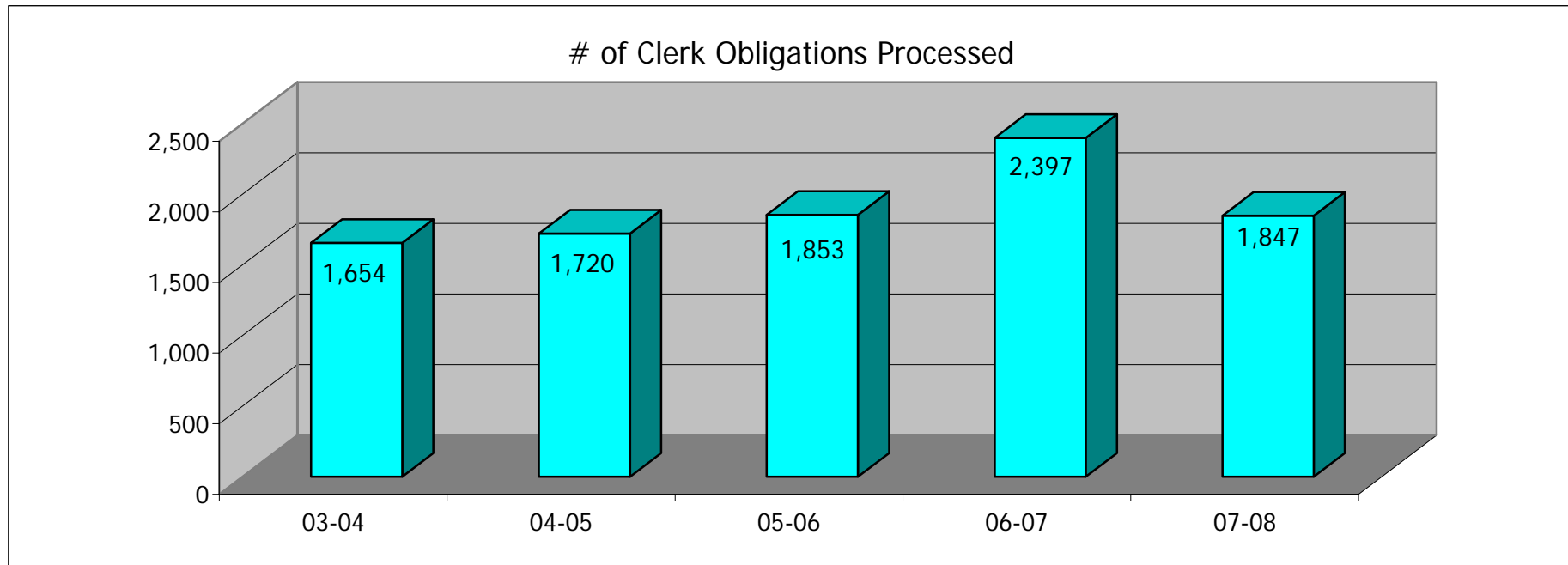
Record Type	# of Bocc Obligations Processed				
	03-04	04-05	05-06	06-07	07-08
October	1,083	1,297	853	1,027	1,355
November	787	791	1,046	1,104	1,292
December	1,152	1,197	1,041	1,277	960
January	1,063	956	1,068	1,279	1,470
February	1,036	1,111	960	1,185	1,152
March	1,136	1,170	1,096	1,390	1,313
April	1,180	1,017	881	1,224	1,569
May	1,102	913	972	1,349	1,163
June	990	1,108	1,203	1,573	1,317
July	1,297	1,114	900	1,661	1,564
August	1,143	556	1,217	1,316	
September	857	1,419	1,088	1,113	
Year Totals	12,826	12,649	12,325	15,498	13,155



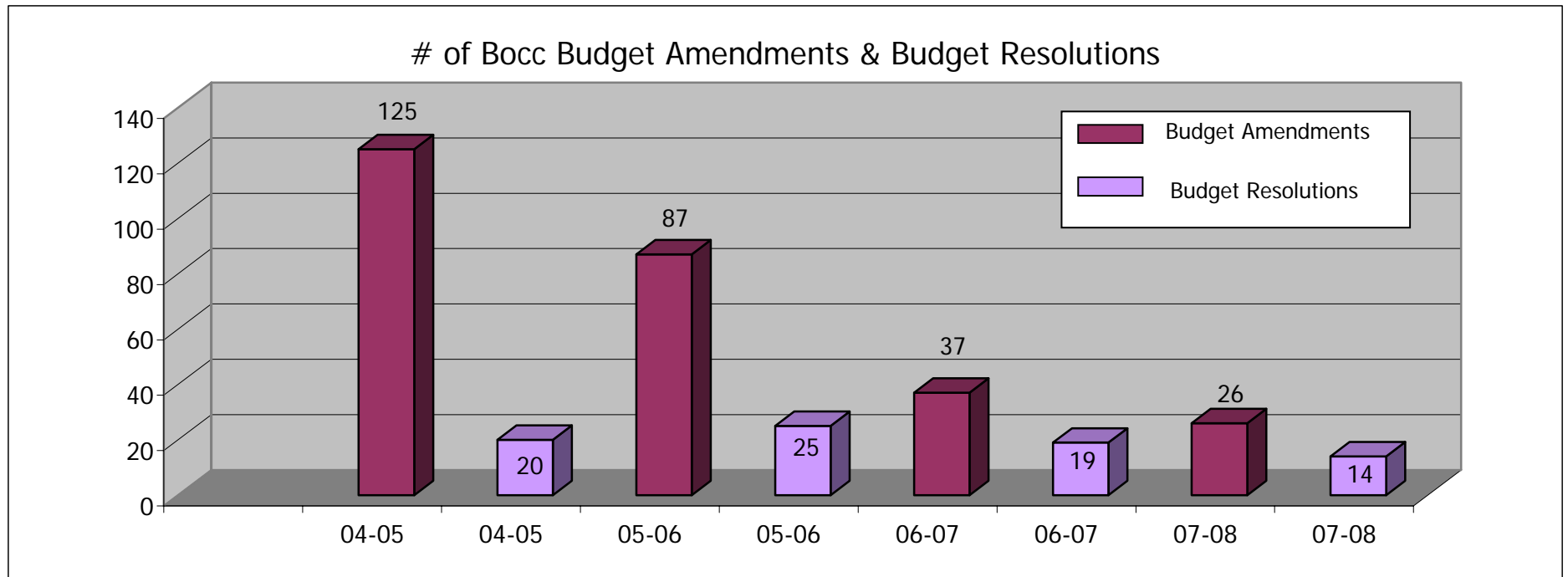
Record Type	# of Clerk Checks Written				
	03-04	04-05	05-06	06-07	07-08
October					
November					
December					
January					
February					
March					
April					
May					
June					
July					
August					
September					
Year Totals	1,657	1,747	1,945	2,602	2,101



Record Type	# of Clerk Obligations Processed				
	03-04	04-05	05-06	06-07	07-08
October					
November					
December					
January					
February					
March					
April					
May					
June					
July					
August					
September					
Year Totals	1,654	1,720	1,853	2,397	1,847



Record Type	# of Bocc Budget Amendments				and	# of Bocc Budget Resolutions			
	04-05	04-05	05-06	05-06		06-07	06-07	07-08	07-08
October		0	1	2	5	2	1	0	1
November		8	0	2	3	4	4	0	0
December		5	0	2	3	0	1	1	1
January		7	0	7	0	0	0	1	0
February		8	3	8	1	0	0	0	0
March		3	5	10	3	11	5	4	2
April		7	2	1	0	5	2	10	6
May		11	3	9	1	4	0	0	0
June		15	5	6	4	1	0	7	4
July		8	0	14	1	2	0	3	0
August		17	1	12	1	3	2		
September		36	0	14	3	5	4		
Year Totals		125	20	87	25	37	19	26	14



Record Type	Bocc Deposits		and		ACH Deposits		
	03-04	04-05	05-06	06-07	06-07	07-08	07-08
October				53	23	113	24
November				44	27	80	22
December				75	22	97	22
January				52	23	120	22
February				101	22	90	22
March				91	23	83	26
April				88	23	116	21
May				97	24	57	23
June				123	24	92	21
July				114	23	97	22
August				117	26		
September				83	29		
Year Totals	Not Tracked	Not Tracked	Not Tracked	1,038	289	945	225

