

Clerk of Court Recording Statistical Summary Page

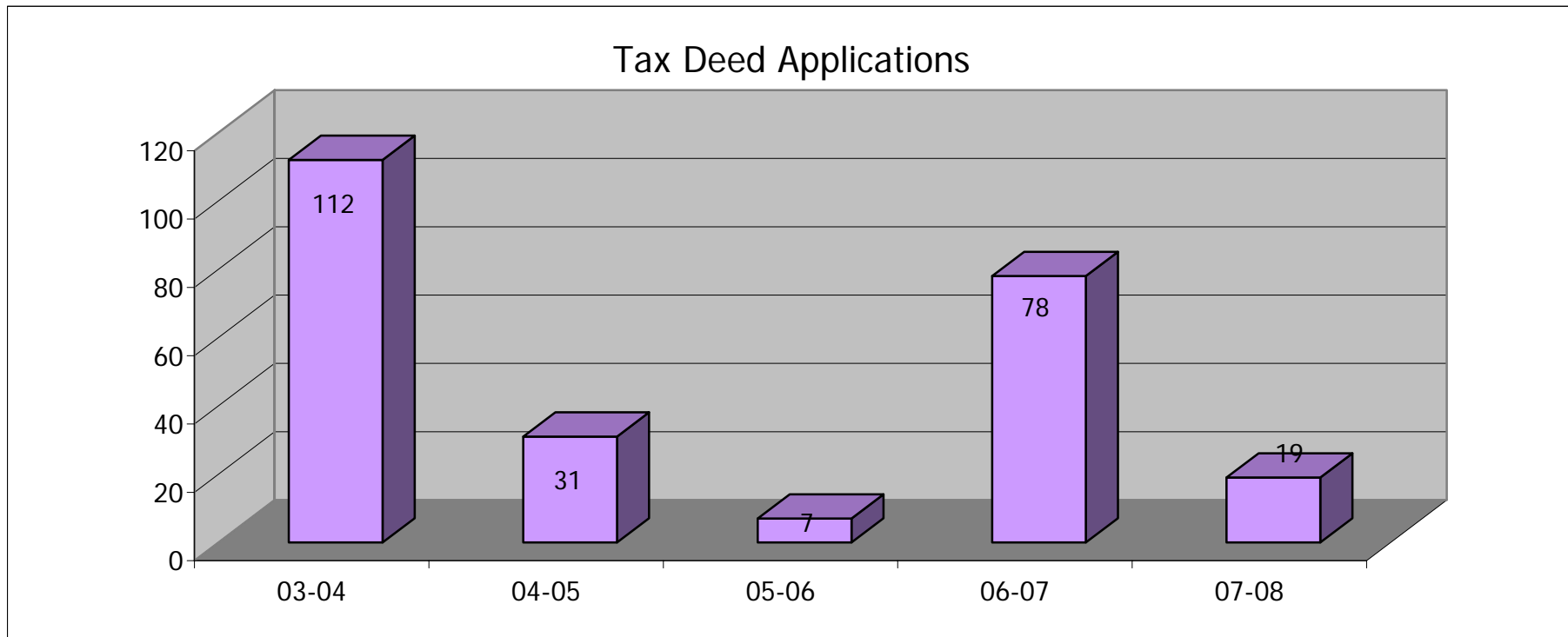
Record Type	2003 - 04	2004 - 05	2005 - 06	2006 - 07	2007 - 08 *
Tax Deed App	112	31	7	78	19
Mortgages	2,511	2,743	2,889	2,391	1,360
Passport	Not Tracked	Not Tracked	153	393	325
Deeds	3,325	3,731	3,313	2,319	1,476
Official Records	13,195	14,406	14,716	12,689	10,034
Marriage Licenses	226	203	219	200	178
Marriage Ceremonies	Not tracked	Not tracked	14	27	28
Totals	19,369	21,114	21,311	18,097	13,420



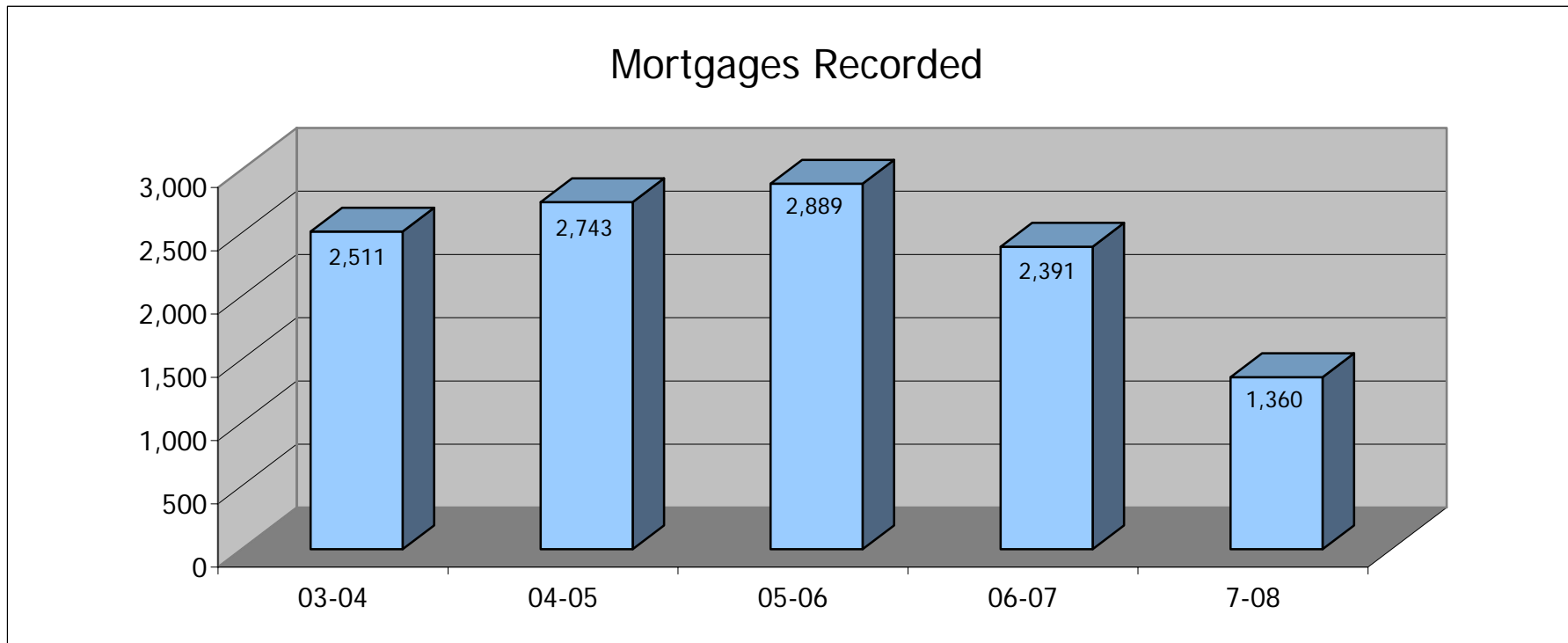
% increase over prior FY	9.0%	0.9%	-15.1%	-25.8%
average case load		7,104	6,032	4,473
average monthly case load		592	503	373

* 2007-2008 has been updated through July 2008

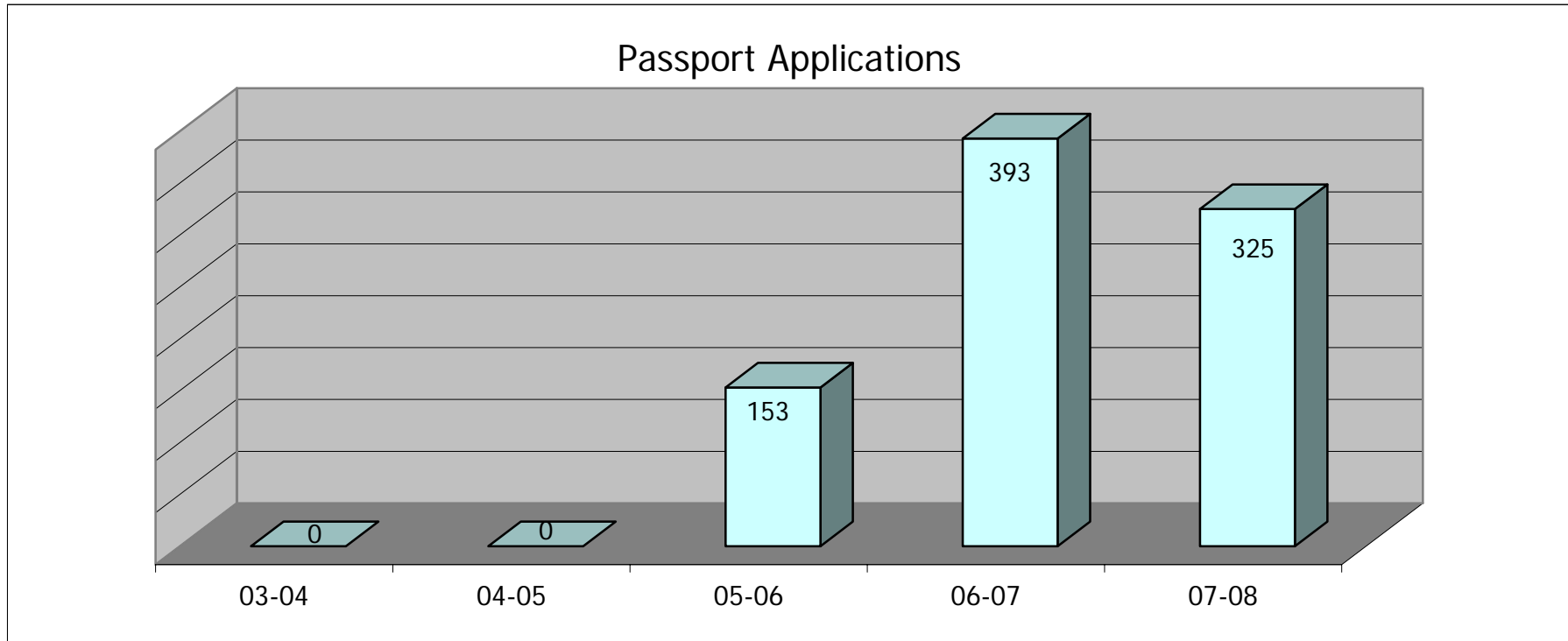
Record Type	Tax Deed Applications				
	03-04	04-05	05-06	06-07	07-08
October	0	18	0	0	0
November	14	0	0	2	5
December	13	0	3	15	0
January	12	0	0	0	1
February	13	0	0	0	0
March	17	3	0	3	7
April	0	9	2	0	0
May	17	1	0	0	0
June	0	0	0	15	0
July	0	0	0	10	6
August	0	0	2	15	
September	26	0	0	18	
Year Totals	112	31	7	78	19



Record Type	Mortgages Recorded				
	03-04	04-05	05-06	06-07	7-08
October	233	210	311	222	196
November	156	197	208	207	128
December	199	231	228	201	127
January	143	177	228	184	115
February	198	164	211	183	123
March	186	239	297	230	154
April	230	215	250	196	115
May	246	260	259	191	134
June	206	249	256	221	125
July	238	262	204	176	143
August	265	282	232	214	
September	211	257	205	166	
Year Totals	2,511	2,743	2,889	2,391	1,360



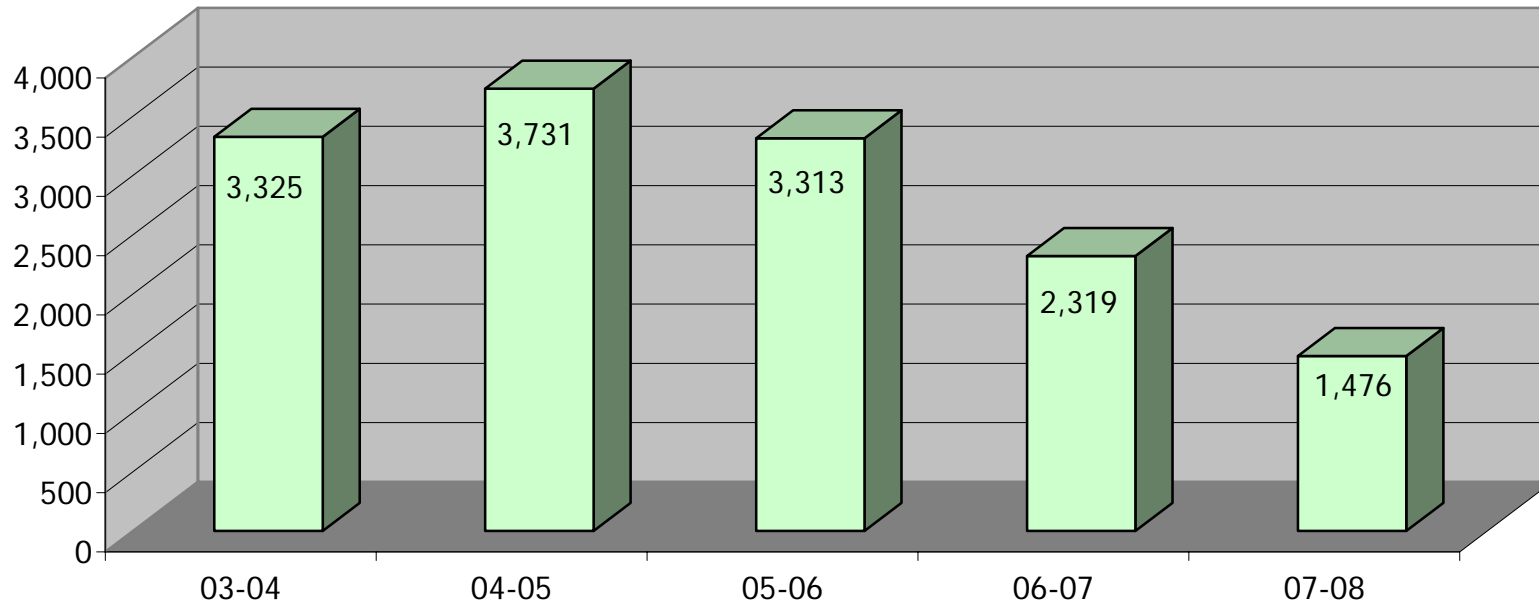
Record Type	Passport Applications				
	03-04	04-05	05-06	06-07	07-08
October			0	20	46
November			0	5	34
December			3	16	20
January			18	45	39
February			26	76	66
March			30	57	41
April			13	29	24
May			14	26	25
June			13	32	9
July			8	43	21
August			20	17	
September			8	27	
Year Totals	Not Tracked	Not Tracked	153	393	325



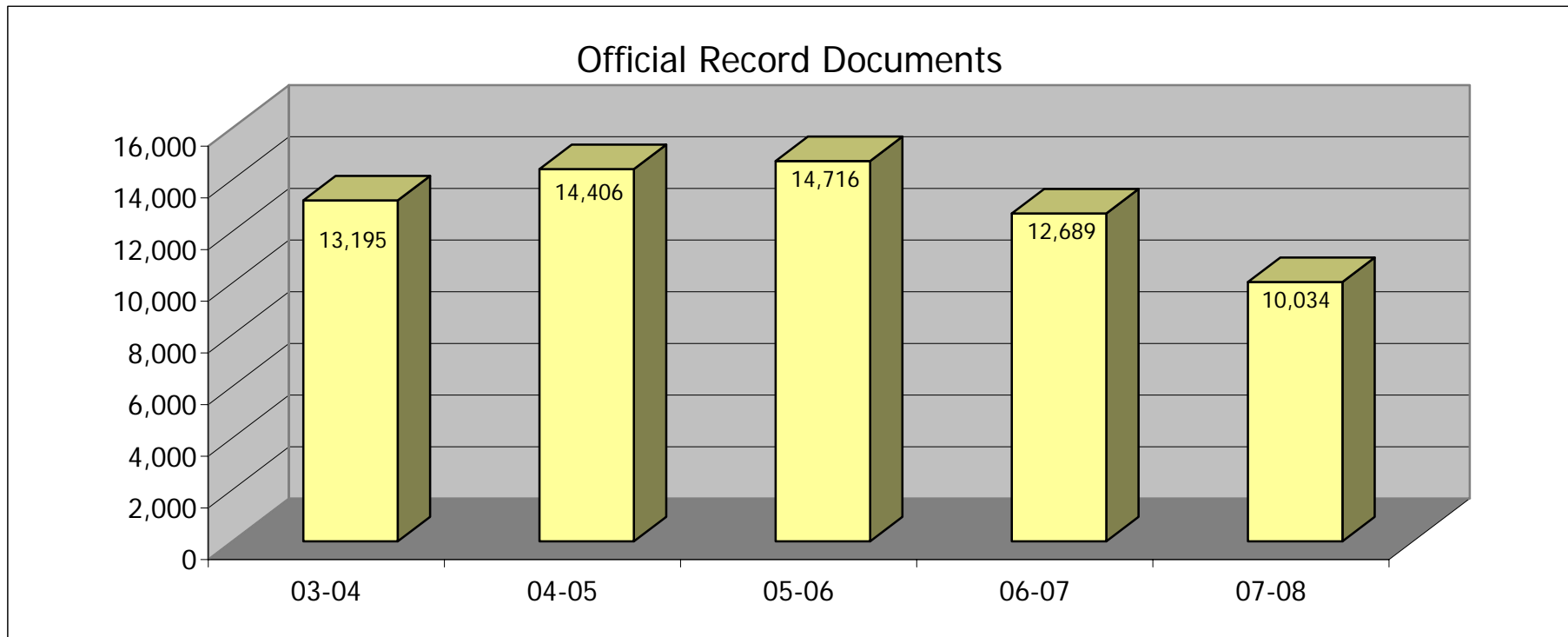
Record Type	Deeds Recorded				
	03-04	04-05	05-06	06-07	07-08
October	268	289	356	158	175
November	182	259	316	203	142
December	254	291	305	198	182
January	227	280	285	205	128
February	271	246	266	216	135
March	336	347	324	218	139
April	288	298	287	193	116
May	291	316	287	164	162
June	260	333	250	191	131
July	312	357	212	213	166
August	384	384	219	205	
September	252	331	206	155	
Year Totals	3,325	3,731	3,313	2,319	1,476



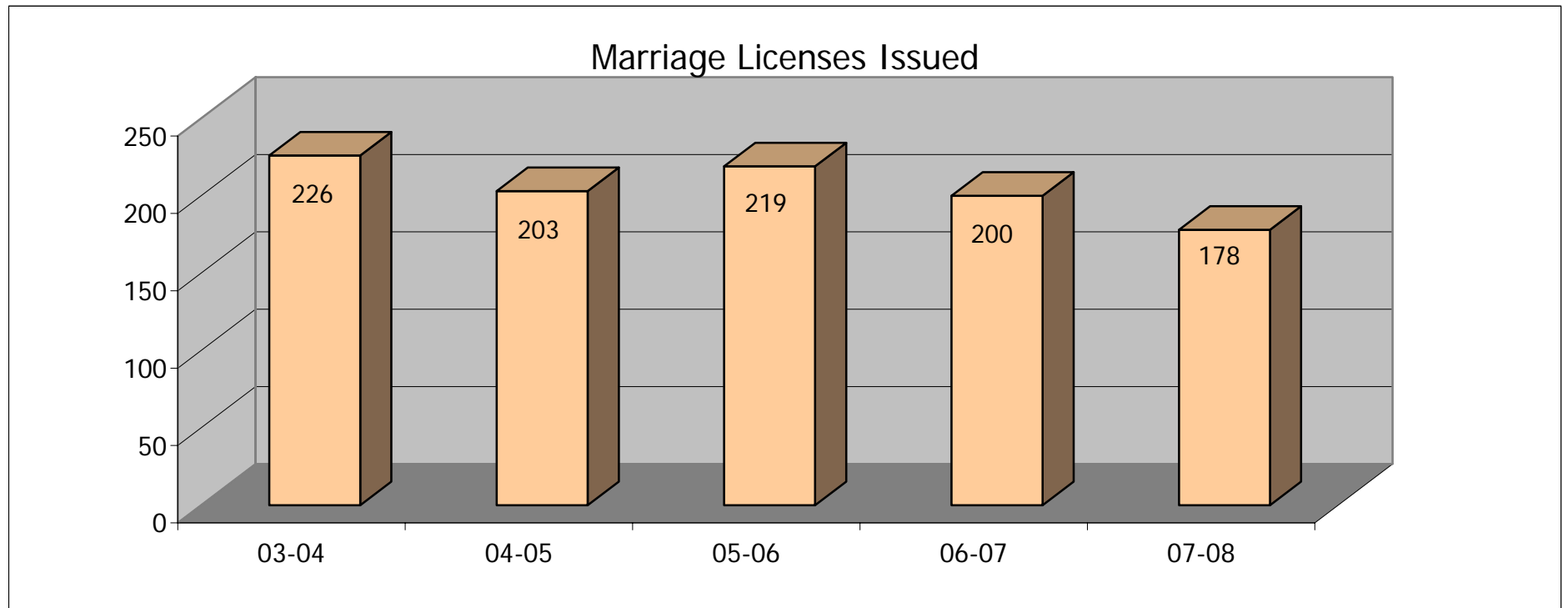
Deeds Recorded



Record Type	Official Record Documents				
	03-04	04-05	05-06	06-07	07-08
October	1,153	1,082	1,426	1,039	1,135
November	790	1,077	1,232	1,056	764
December	1,018	1,060	1,177	965	1,107
January	834	1,070	1,174	1,122	846
February	1,109	1,064	1,114	1,163	1,255
March	1,189	1,338	1,564	1,192	894
April	1,166	1,184	1,183	1,022	772
May	1,200	1,346	1,353	1,031	831
June	1,223	1,221	1,231	1,097	999
July	1,155	1,193	1,080	1,077	1,431
August	1,350	1,478	1,135	1,086	
September	1,008	1,293	1,047	839	
Year Totals	13,195	14,406	14,716	12,689	10,034



Record Type	Marriage Licenses Issued				
	03-04	04-05	05-06	06-07	07-08
October	18	15	17	16	16
November	13	9	20	11	27
December	9	21	18	18	10
January	13	15	14	11	9
February	23	16	16	13	17
March	32	20	23	22	26
April	27	20	18	22	16
May	18	22	22	16	22
June	21	19	21	23	19
July	22	17	19	17	16
August	11	11	18	18	
September	19	18	13	13	
Year Totals	226	203	219	200	178



Record Type **Marriage Ceremonies Performed**

	03-04	04-05	05-06	06-07	07-08
October			0	5	2
November			0	4	3
December			0	3	3
January			0	2	2
February			2	1	3
March			1	1	4
April			1	1	1
May			2	4	6
June			4	1	1
July			2	2	3
August			2	3	
September			0	0	
Year Totals	Not tracked	Not tracked	14	27	28

